



Special Eurobarometer 421

THE EUROPEAN YEAR FOR DEVELOPMENT – CITIZENS' VIEWS ON DEVELOPMENT, COOPERATION AND AID

REPORT

Fieldwork: September 2014

Publication: January 2015

This survey has been requested by the European Commission, Directorate-General Directorate-General for Development and Cooperation - EuropeAid and co-ordinated by Directorate-General for Communication.

http://ec.europa.eu/public_opinion/index_en.htm

This document does not represent the point of view of the European Commission.
The interpretations and opinions contained in it are solely those of the authors.

Special Eurobarometer 421 / Wave EB82.1 – TNS Opinion & Social

Special Eurobarometer 421

**The European Year for Development – Citizens'
views on development, cooperation and aid**

Conducted by TNS Opinion & Social at the request of the
Directorate-General for Development and Cooperation -
EuropeAid

Survey co-ordinated by the
Directorate-General for Communication
(DG COMM "Strategy, Corporate Communication Actions and
Eurobarometer Unit)

Project title	Special Eurobarometer 421 " The European Year for Development – Citizens' views on development, cooperation and aid"
Linguistic Version	EN
Catalogue Number	MN-06-14-214-EN-N
ISBN	978-92-79-44531-6
DOI	10.2841/426390

© European Union, 2014

TABLE OF CONTENTS

INTRODUCTION	4
MAIN FINDINGS	7
YOUNG PEOPLE AND DEVELOPMENT	8
1. AWARENESS OF 2015 - THE EUROPEAN YEAR FOR DEVELOPMENT	11
2. UNDERSTANDING OF DEVELOPMENT	12
2.1. Challenges facing developing countries	12
2.2. Important elements for leading a life in decent conditions	16
3. RELEVANCE OF SUPPORTING DEVELOPING COUNTRIES	18
3.1. Perceived importance of helping people in developing countries	18
3.2. Tackling poverty in developing countries as one of the main priorities of the EU and national governments	20
3.3. Benefits for the EU and its citizens from tackling poverty in developing countries	27
3.4. Tackling poverty in developing countries as a moral obligation	30
3.5. Contribution of development aid to a more peaceful and equal world ..	31
4. ATTITUDES TOWARDS INCREASING EU AID	34
5. PERSONAL COMMITMENT TO AND INVOLVEMENT IN DEVELOPMENT	38
5.1. The role of individuals in tackling poverty	38
5.2. Personal commitment to development	42
5.3. Personal involvement in helping developing countries	46
6. EFFECTIVENESS OF DIFFERENT TYPES OF ACTION IN REDUCING POVERTY IN DEVELOPING COUNTRIES	49
6.1. Volunteering in organisations	50
6.2. Official development aid from governments	51
6.3. Donating to organisations	52
7. KNOWLEDGE AND INFORMATION REGARDING DEVELOPMENT AID AND RELATED ISSUES	54
7.1. Knowledge of where national or EU development aid goes	54
7.2. Sources of information about development aid	60
CONCLUSIONS	63

ANNEXES

Technical specifications
Questionnaire
Result tables

INTRODUCTION

2015 has been declared the European Year for Development. For 30 years now, European Years have been encouraging debate and exchanges of views between citizens and policy-makers around a given theme. However, this is the first time that a European year will be looking at what the Union does outside its borders, raising awareness and engaging with citizens and the broader public on the role of the EU as a global player, around the motto **‘Our world, our dignity, our future’**¹.

The European Union (EU) and its 28 Member States together remain the world’s biggest aid donor: in 2013 they provided €56.5 billion in official development assistance - more than half of global official aid. The EU has long been a driving force for international cooperation, not only in providing financial support but also in pushing international debate forward. Through its ‘Agenda for Change’², in 2011 the EU adopted a strategy designed to transform the way in which Europe fights poverty, with funds targeted at those countries most in need and at a limited number of sectors where the greatest impact and results can be achieved. The aim is to enable people, in particular the most vulnerable – starting with women, children and young people – to move out of poverty and stay out of it.

The EU is also closely involved in the ongoing discussions about the future of sustainable development. 2015 is set to be a watershed year for development globally. It is the deadline for meeting the current Millennium Development Goals, which international leaders agreed upon in 2000, in a pledge to reduce global poverty and save millions of lives. It will also bring important new decisions on development, environment and climate policies, with the world seeking to agree on a future framework for eradicating poverty and achieving sustainable development at the September 2015 UN General Assembly.

Against this backdrop, the European Commission’s Directorate-General for Development and Cooperation – EuropeAid commissioned this survey to assess opinions on a range of development-related issues.

The fieldwork was conducted during continued unrest and violence in the Middle East (Palestine, Syria, Iraq) and an Ebola epidemic in West Africa. All of these events received significant media coverage, which may have influenced the way respondents approached some of the questions in the survey.

The main objective of the survey was to gauge:

- awareness of the European Year for Development 2015;
- opinions on the main challenges for developing countries;
- the perceived importance of helping people in developing countries, and the importance of development aid;

¹ <http://europa.eu/eyd2015>

² <http://eur-lex.europa.eu/legal-content/EN/TXT/PDF/?uri=CELEX%3A52011DC0637&qid=1412922281378&from=EN>

- levels of commitment towards aid increases promised by the EU;
- Europeans' personal commitment and involvement as regards helping developing countries;
- the perceived effectiveness of different types of action to reduce poverty in developing countries; and
- levels of knowledge of EU and national development aid.

This survey was carried out by TNS Opinion & Social network in the 28 Member States of the European Union between 13 and 22 September 2014. Some 28,050 respondents from different social and demographic groups were interviewed face to face, at home and in their mother tongue, on behalf of the Directorate-General for Development and Cooperation - EuropeAid.

The methodology used is that of Eurobarometer surveys³, as carried out by the Directorate-General for Communication (Strategy, Corporate Communication Actions and Eurobarometer Unit).

The technical specifications related to the manner in which interviews were conducted by the institutes within the TNS Opinion & Social network and to the confidence intervals are annexed to this report. These annexes also include the questionnaire and the result tables.

³ http://ec.europa.eu/public_opinion/index_en.htm

Note: In this report, countries are referred to by their official abbreviations. The abbreviations used in this report are as follows:

ABBREVIATIONS			
BE	Belgium	LT	Lithuania
BG	Bulgaria	LU	Luxembourg
CZ	Czech Republic	HU	Hungary
DK	Denmark	MT	Malta
DE	Germany	NL	The Netherlands
EE	Estonia	AT	Austria
EL	Greece	PL	Poland
ES	Spain	PT	Portugal
FR	France	RO	Romania
HR	Croatia	SI	Slovenia
IE	Ireland	SK	Slovakia
IT	Italy	FI	Finland
CY	Republic of Cyprus***	SE	Sweden
LV	Latvia	UK	The United Kingdom
		EU28	European Union – 28 Member States
		EU15	BE, IT, FR, DE, LU, NL, DK, UK, IE, PT, ES, EL, AT, SE, FI*
		NMS13	BG, CZ, EE, HR, CY, LT, LV, MT, HU, PL, RO, SI, SK**
		EURO AREA	BE, FR, IT, LU, DE, AT, ES, PT, IE, NL, FI, EL, EE, SI, CY, MT, SK, LV
		NON-EURO AREA	BG, CZ, DK, LT, HU, PL, RO, SE, UK, HR

* EU15 refers to the 15 countries forming the European Union before the enlargements of 2004, 2007 and 2013

** The NMS13 are the 13 'new Member States' which joined the European Union during the 2004, 2007 and 2013 enlargements

*** Cyprus as a whole is one of the 28 European Union Member States. However, the 'acquis communautaire' has been suspended in the part of the country which is not controlled by the government of the Republic of Cyprus. For practical reasons, only the interviews carried out in the part of the country controlled by the government of the Republic of Cyprus are included in the 'CY' category and in the EU28 average.

* * * * *

We wish to thank the people throughout the European Union who have given their time to take part in this survey. Without their active participation, this study would not have been possible.

MAIN FINDINGS

- Around one in ten respondents are aware that 2015 is the European Year for Development (12%).
- Health is considered the most pressing challenge for the future of developing countries (39%) and access to medical care when needed emerges as the most important element for leading a life in decent conditions (65%).
- Helping people in developing countries is considered important by a large majority of Europeans (85%). Most also agree that tackling poverty in developing countries should be a main priority of the EU (64%), but Europeans are divided as to whether it should be a key national priority (45%).
- A large majority agree that tackling poverty in developing countries also has a positive influence on EU citizens (69%), is in the EU's interest (78%), and contributes to a more peaceful and equitable world (74%).
- In spite of continuing economic challenges, most Europeans believe aid should be increased either up to (52%) or beyond (15%) the promised levels. This represents a 6 percentage point increase since the last survey in 2013 and a return to a level last seen in 2010.
- A majority of respondents in every Member State, except Bulgaria, agree that aid should be increased.
- Half of all Europeans think individuals can play a role in tackling poverty in developing countries (50%), and almost half would be prepared to support people in developing countries by paying more for groceries or products from those countries. However, far fewer are personally active in tackling poverty (34%), with the largest group giving money to organisations that help developing countries (29%).
- Volunteering is considered the most effective means of helping reduce poverty in developing countries (75%), followed by official aid from governments (66%) and donating to organisations that assist developing countries (63%).
- 55% of Europeans are unaware of where EU aid goes, compared to 46% who say they know nothing about where their national development aid goes.
- Most Europeans receive information on development issues from TV news programmes (77%) and newspapers (44%), while just over one-third get their information from news websites (34%). Respondents are far less likely to mention adverts or media campaigns as a source of information about development issues (9%).

YOUNG PEOPLE AND DEVELOPMENT


A focus audience of the European Year for Development 2015 are young people. In this context, the following section of this report therefore looks specifically at the difference between younger (aged 15-24) and older (aged 25 or more) interviewees that were questioned as part of the survey.

Young respondents (aged 15-24) are generally more positive about the role and impact of development aid than their older counterparts. Overall, they are more optimistic about the effectiveness of the different actions to reduce poverty in developing countries. At the same time, their concrete personal involvement appears to be lower than that of older respondents.


Young people are not only slightly more likely to think it is important to help people in developing countries (88% vs. 84%⁴); they are also more likely to be positive about the impact of personal involvement, such as donating to organisations (70% vs. 61%) or volunteering (80% vs. 74%) or the effect of official government aid (72% vs. 65%).

For each of the following, could you tell me how effective or not you think they are in helping to reduce poverty in developing countries? (ROTATE)


QB9.1 Donating to organisations that help developing countries

	Total 'Effective'	Total 'Not effective'	Don't know
EU28	63%	30%	7%
 Age			
15-24	70%	24%	6%
25+	61%	32%	7%

QB9.2 Volunteering in organisations that help developing countries

	Total 'Effective'	Total 'Not effective'	Don't know
EU28	75%	19%	6%
 Age			
15-24	80%	15%	5%
25+	74%	20%	6%

QB9.3 Official development aid from governments of other countries

	Total 'Effective'	Total 'Not effective'	Don't know
EU28	66%	25%	9%
 Age			
15-24	72%	20%	8%
25+	65%	26%	9%

⁴ All the comparisons in this focus are made between the youngest respondents (15-24 years old) and other respondents (25+ years old). The differences between respondents aged 15-24 and the other part of the sample (25+ years old) may be smaller than the between younger respondents and the different age groups individually (25-39, 40-54 and 55+).

In fact, young people are the most likely to think the EU should increase development aid beyond the levels already promised (20% vs. 14%). They are also more likely to think aid contributes to a more peaceful and equal world (77% vs. 73%).


QB4 The EU (the European Commission and Member States) has promised to increase the level of its aid to developing countries. Given the current economic situation, which of the following statements best describes your opinion?

	We should increase aid to developing countries beyond what is already promised	We should keep our promise to increase aid to developing countries	We should not increase aid to developing countries even though it has been promised	We should reduce aid to developing countries as we can no longer afford it	Don't know
EU28	15%	52%	14%	15%	4%
 Age					
15-24	20%	54%	10%	12%	4%
25+	14%	52%	15%	15%	4%

Young people are more optimistic than older respondents about the potential for individual actions to have an impact in assisting developing countries (56% vs. 49%). They are also the most likely to be willing to play their part by paying more for products from developing countries (55% vs. 48%).


QB6.1 To what extent do you agree or disagree with each of the following statements regarding tackling poverty in developing countries? (ROTATE)

As an individual, you can play a role in tackling poverty in developing countries

	Total 'Agree'	Total 'Disagree'	Don't know
EU28	50%	45%	5%
 Age			
15-24	56%	38%	6%
25+	49%	46%	5%

This is in spite of the fact that young Europeans are less likely to be personally involved in supporting developing countries (29% vs. 35%). However, as personal involvement mainly takes the form of making a donation (22% vs. 30%), this may be a result of their relative lack of disposable income compared with older respondents. Levels of volunteering (7% vs. 6%) and political activism (both 3%) are the same as the other part of the sample.


QB7 Regarding your personal involvement in helping developing countries, please let me know which of the following apply to you. (MULTIPLE ANSWERS POSSIBLE)

	You are a volunteer in an organisation that helps developing countries (NGOs, charities, etc.)	You give money to an organisation (NGOs, charities, etc.) that helps developing countries	You are politically involved in helping developing countries, e.g. by being a member of a political party or an NGO or taking part in demonstrations	You are not involved in helping developing countries	Don't know	Total 'Involved in helping developing countries'
EU28	6%	29%	3%	64%	1%	34%
 Age						
15-24	7%	22%	3%	69%	2%	29%
25+	6%	30%	3%	64%	1%	35%

Although their levels of knowledge about where EU or national aid goes are no different to other age groups, the sources young people turn to for information about development issues differ. Young people are more likely to rely on the Internet (64% vs. 38%) than older respondents. This is especially true for social networks (27% vs. 10%). Older respondents are more likely to rely on more traditional media, i.e. television (84% vs. 78%), the press (51% vs. 42%), and radio (23% vs. 15%). Younger respondents are more likely to get information from adverts and campaigns (14% vs. 9%).

Younger respondents reflect a stronger focus not only on social justice in their world view but also on the non-material aspects of human development: they are more likely to see respect for human rights (56% vs. 52%) as essential for leading a life in decent conditions. They are also more likely than the other age groups to mention education as a pressing challenge for developing countries (40% vs. 33%), although the top three challenges (health, peace and security, and education) are the same as for older respondents.

QB3 Which of the following challenges do you consider as the most pressing for the future of developing countries? (ROTATE – MAX. 3 ANSWERS)

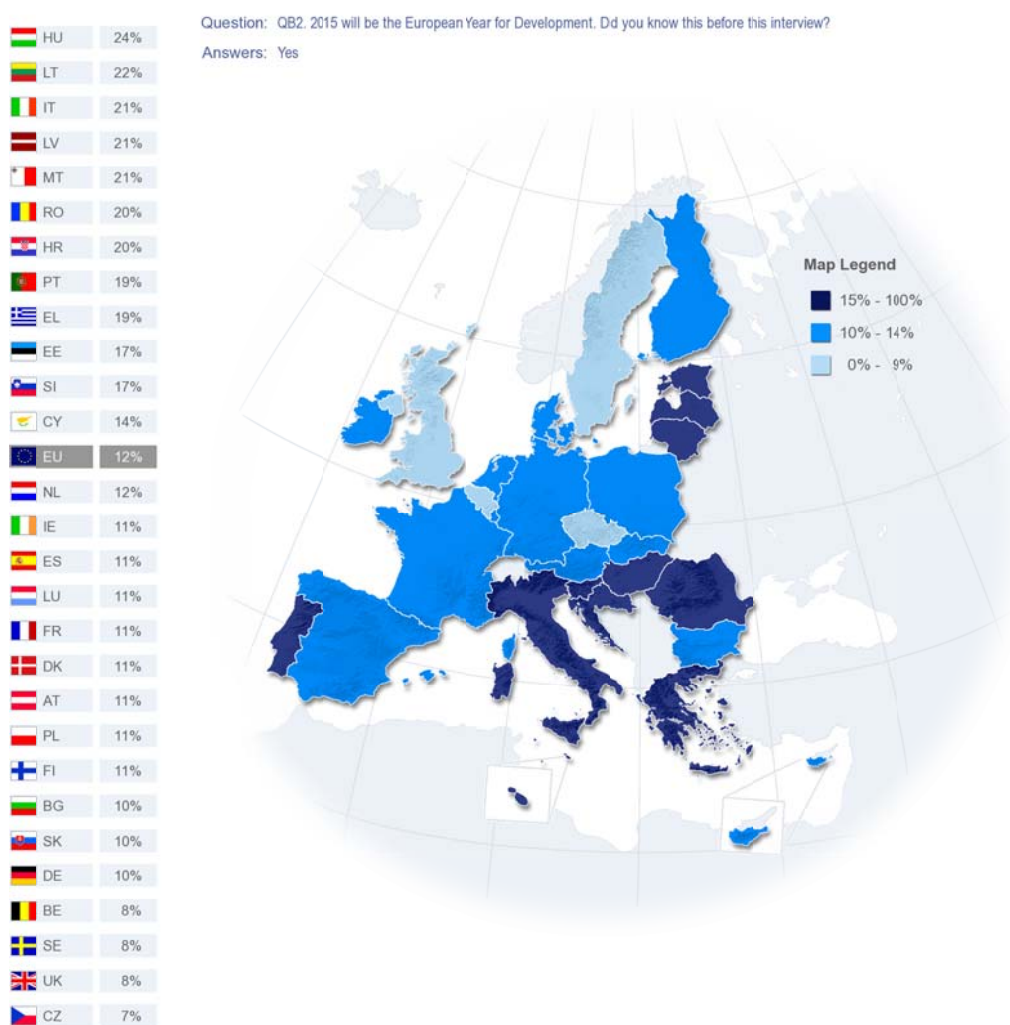
	Health	Peace and security	Education
EU28	39%	36%	34%
 Age			
15-24	41%	32%	40%
25+	39%	36%	33%

1. AWARENESS OF 2015 - THE EUROPEAN YEAR FOR DEVELOPMENT

- A small proportion of respondents are aware that 2015 will be the European Year for Development –

Slightly more than one in ten respondents (12%) know that 2015 will be the European Year for Development. This pattern is repeated across all Member States, with less than a quarter of respondents being aware of the year.

Awareness of the year among respondents is highest in Hungary (24%), Lithuania (22%), Italy, Malta and Latvia (all 21%), but lowest in the Czech Republic (7%), Belgium, Sweden and the UK (all 8%). As the map below illustrates, those living in the eastern, Mediterranean and Baltic areas of Europe are the most likely to be aware of the year.



There are no significant differences in awareness across socio-demographic groups.

2. UNDERSTANDING OF DEVELOPMENT

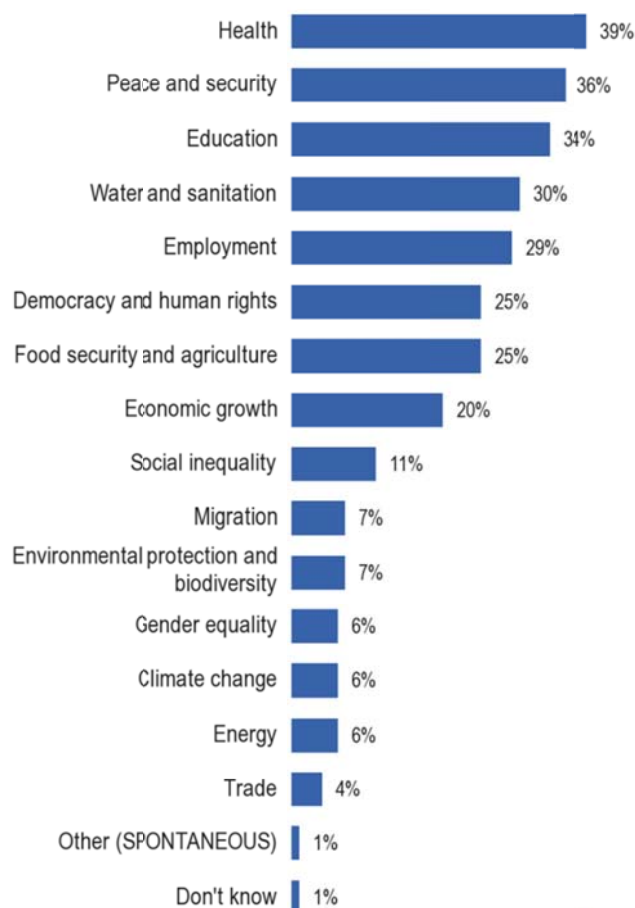
2.1. Challenges facing developing countries

- Health is considered the most pressing challenge for the future of developing countries –

Health (39%), peace and security (36%) and education (34%) are considered the most pressing challenges for the future of developing countries. Interestingly, these challenges are more likely to be considered pressing than basic human needs such as food security and agriculture (25%) or water and sanitation (30%). It is possible that widespread media coverage of the new Ebola outbreak in Africa, and the continuing unrest in the Middle East during the fieldwork influenced the way respondents approached this question.

In contrast, very few respondents consider trade (4%), energy, climate change, gender equality (all 6%), environmental protection and biodiversity or migration (both 7%) to be the most pressing challenges.

QB3. Which of the following challenges do you consider as the most pressing for the future of developing countries? (MAX. 3 ANSWERS)

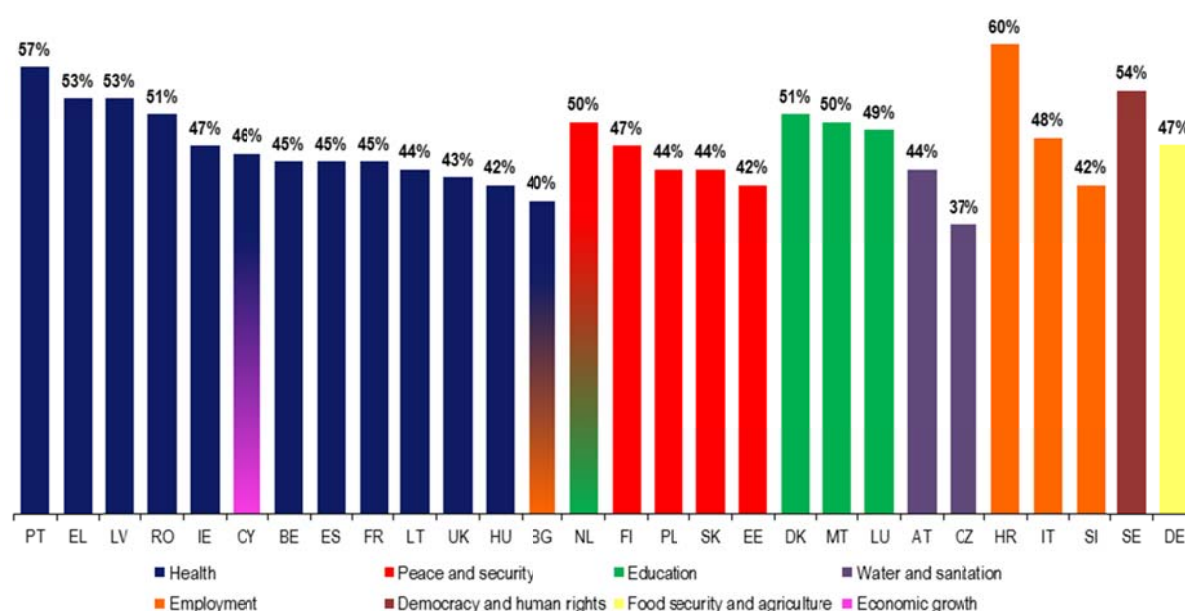


Health is the most mentioned challenge in 13 countries, although in Cyprus and Bulgaria it shares first place with economic growth and employment respectively. Peace and security is the most mentioned challenge in five Member States, although in the Netherlands respondents are equally likely to mention education.

Like those in the Netherlands, respondents in Denmark, Malta and Luxembourg are most likely to say that education is the most pressing challenge for the future of developing countries, while those in Croatia, Italy and Slovenia are most likely to mention employment. Water and sanitation is the most mentioned challenge in only two Member States (Austria and the Czech Republic), while democracy and human rights, and food security and agriculture are each the most mentioned challenge in one country (Sweden and Germany respectively).

QB3. Which of the following challenges do you consider as the most pressing for the future of developing countries? (MAX. 3 ANSWERS)






























- The most mentioned answer by country -



In some countries the variations in the proportion of respondents who mention each of the top five challenges are fairly narrow. For example, in Slovakia 44% mention peace and security, while 29% mention water and sanitation; in the Czech Republic 37% mention water and sanitation while 24% mention employment.

Conversely, in some Member States there are very wide differences: in Croatia 60% mention employment and just 9% mention water and sanitation, while in Sweden 53% mention education and just 11% employment.

QB3 Which of the following challenges do you consider as the most pressing for the future of developing countries?

		Health	Peace and security	Education	Water and sanitation	Employment
	EU28	39%	36%	34%	30%	29%
	BE	45%	42%	43%	34%	23%
	BG	40%	28%	25%	22%	40%
	CZ	34%	36%	29%	37%	24%
	DK	35%	43%	51%	28%	14%
	DE	25%	45%	32%	38%	15%
	EE	38%	42%	33%	32%	26%
	IE	47%	28%	44%	42%	25%
	EL	53%	31%	29%	27%	35%
	ES	45%	25%	43%	32%	38%
	FR	45%	38%	37%	32%	28%
	HR	28%	27%	34%	9%	60%
	IT	31%	30%	23%	19%	48%
	CY	46%	28%	38%	31%	35%
	LV	53%	44%	27%	15%	34%
	LT	44%	39%	29%	18%	18%
	LU	48%	37%	49%	39%	22%
	HU	42%	36%	19%	36%	24%
	MT	49%	36%	50%	22%	38%
	NL	44%	50%	50%	32%	15%
	AT	30%	37%	27%	44%	14%
	PL	43%	44%	24%	14%	42%
	PT	57%	35%	28%	25%	51%
	RO	51%	23%	38%	13%	46%
	SI	29%	36%	28%	24%	42%
	SK	41%	44%	30%	29%	33%
	FI	43%	47%	41%	34%	13%
	SE	24%	50%	53%	43%	11%
	UK	43%	29%	39%	42%	17%

Highest percentage per country

Lowest percentage per country



Highest percentage per item

Lowest percentage per item

MAX. 3 ANSWERS

Socio-demographic analysis shows that women are more likely than men to mention health (42% vs. 36%), but otherwise there are no gender differences in the opinions expressed. The higher the respondents' education level, the more likely they are to mention education, or democracy and human rights, and the less likely they are to mention employment. The least educated are the most likely to mention health (43% vs. 37% of respondents who finished education after the age of 20).

QB3 Which of the following challenges do you consider as the most pressing for the future of developing countries? (ROTATE – MAX. 3 ANSWERS)

	Health	Peace and security	Education	Water and sanitation	Employment	Food security and agriculture	Democracy and human rights	Economic growth
EU28	39%	36%	34%	30%	29%	25%	25%	20%
 Gender								
Man	36%	36%	33%	30%	29%	25%	25%	22%
Woman	42%	36%	35%	31%	30%	24%	25%	19%
 Education (End of)								
15-	43%	38%	28%	33%	35%	26%	20%	19%
16-19	38%	36%	32%	30%	30%	27%	25%	20%
20+	37%	36%	39%	31%	24%	22%	27%	22%
Still studying	40%	32%	41%	26%	26%	21%	28%	18%

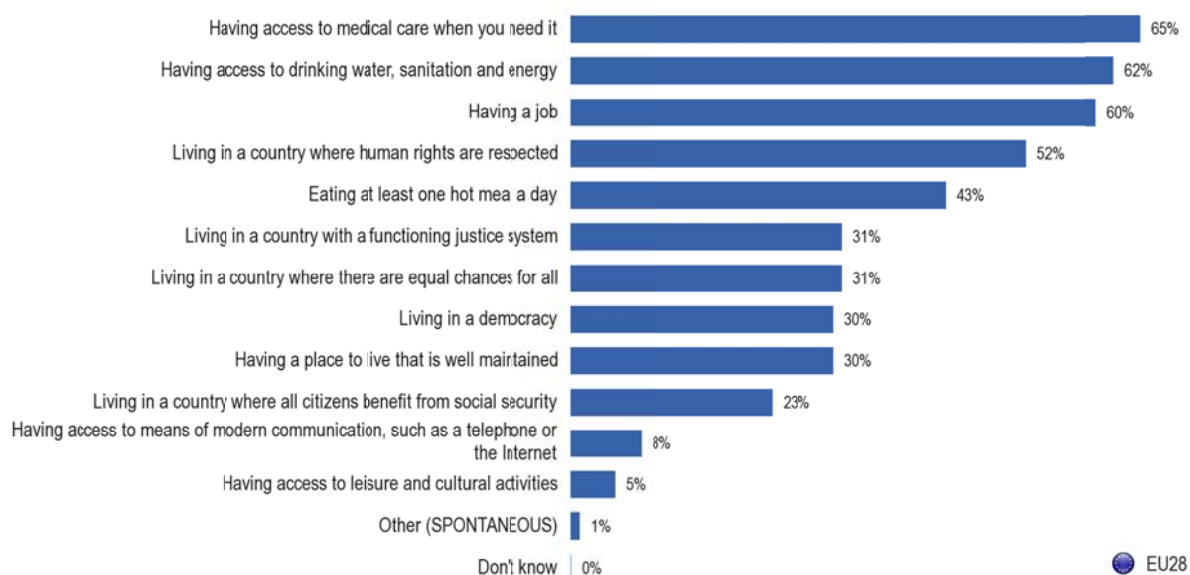
2.2. Important elements for leading a life in decent conditions

- Access to medical care in situations of need is seen as the most important element for leading a life in decent conditions –

Respondents were asked to identify up to five elements that they considered to be the most important for leading a life in decent conditions. Health emerges as the most pressing challenge for the future of developing countries (see previous question) and, similarly, respondents consider that having access to medical care when in need is the most important element for leading a life in decent conditions (65%).

In addition to having access to medical care when in need, at least half of the people think having access to drinking water, sanitation and energy (62%), having a job (60%), and living in a country where human rights are respected (52%) are the most important elements for leading a life in decent conditions.

QB8. Which of the following elements do you consider to be the most important ones for leading a life in decent conditions? (MAX. 5 ANSWERS)
































Although having access to medical care when in need is the most mentioned item at EU level, and is also widely mentioned in all Member States, it comes out as the leading answer only in four countries. In fact, having a job ranks first in 14 Member States – all in the southern or eastern parts of the EU – led by Cyprus and Latvia (both 81%).

In the remaining ten Member States respondents are most likely to mention having access to drinking water, sanitation and energy as the most important element for leading a life in decent conditions.

National results for the five factors which are most mentioned across the EU as a whole show wide variations. For instance 81% of respondents in Cyprus and Latvia mention having a job, compared with 29% in the Netherlands, while 59% of respondents in Spain and France consider eating at least one hot meal a day as one of the most important elements, compared to 17% in Latvia.

Respondents in Sweden (73%) and Denmark (68%) are the most likely to mention living in a country where human rights are respected, compared with 37% in Slovenia. Finally, Italy is the only Member State where fewer than half of the people questioned say having access to medical care when in need is one of the most important elements for leading a life in decent conditions.

QB8 Which of the following elements do you consider to be the most important ones for leading a life in decent conditions?

		Having access to medical care when you need it	Having access to drinking water, sanitation and energy	Having a job	Living in a country where human rights are respected	Eating at least one hot meal a day
	EU28	65%	62%	60%	52%	43%
	BE	70%	68%	53%	49%	43%
	BG	65%	46%	75%	44%	23%
	CZ	74%	65%	61%	55%	27%
	DK	76%	77%	33%	68%	30%
	DE	74%	76%	49%	63%	49%
	EE	80%	57%	69%	56%	25%
	IE	63%	66%	50%	53%	47%
	EL	69%	48%	71%	46%	36%
	ES	64%	61%	73%	44%	59%
	FR	66%	72%	59%	49%	59%
	HR	56%	47%	76%	48%	25%
	IT	43%	39%	76%	47%	38%
	CY	69%	56%	81%	47%	38%
	LV	78%	40%	81%	49%	17%
	LT	73%	36%	74%	54%	21%
	LU	65%	70%	60%	50%	49%
	HU	61%	55%	72%	41%	43%
	MT	66%	61%	67%	42%	46%
	NL	81%	82%	29%	67%	40%
	AT	71%	77%	43%	56%	57%
	PL	57%	41%	74%	47%	24%
	PT	66%	57%	68%	46%	57%
	RO	57%	41%	77%	46%	23%
	SI	67%	59%	72%	37%	40%
	SK	67%	58%	66%	46%	41%
	FI	66%	72%	43%	64%	48%
	SE	78%	83%	32%	73%	38%
	UK	72%	74%	46%	55%	41%

Highest percentage per country	Lowest percentage per country
Highest percentage per item	Lowest percentage per item

MAX. 5 ANSWERS

Socio-demographic analysis shows that women are more likely to mention access to medical care in situations of need (68% vs. 62%), while men are more likely to mention living in a democracy (33% vs. 27%). In addition, the higher their education level, the more likely respondents are to mention access to drinking water, sanitation and energy, living in a country where human rights are respected, living in a country with a functioning justice system and living in a democracy. On the other hand, those with higher education levels are least likely to mention having a job, eating at least one hot meal a day or having a place to live that is well-maintained.

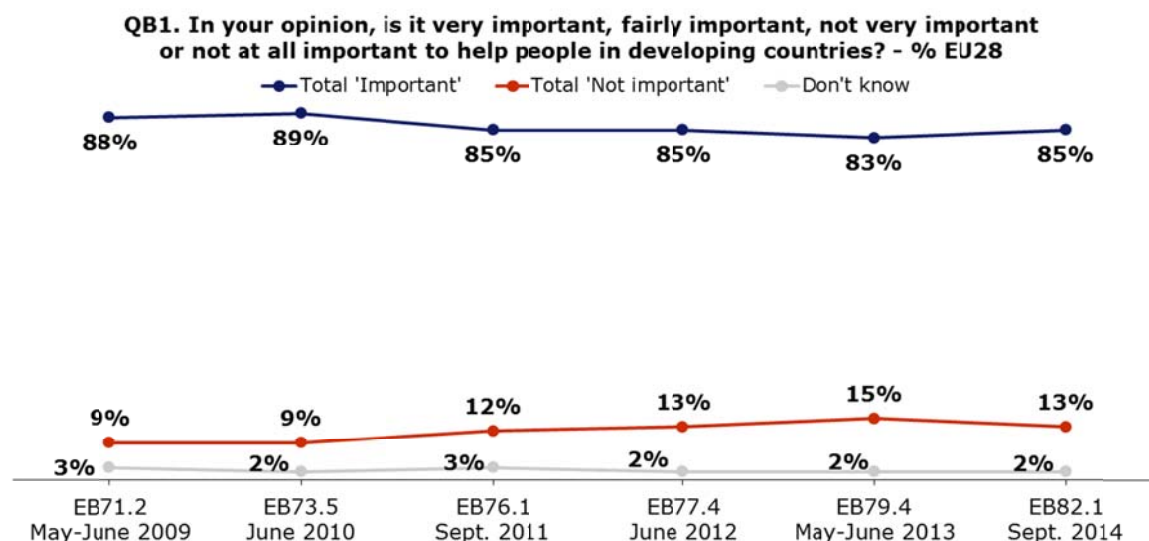
3. RELEVANCE OF SUPPORTING DEVELOPING COUNTRIES

3.1. Perceived importance of helping people in developing countries

- Helping people in developing countries is important to most Europeans across all Member States –

More than eight out of ten respondents say it is important to help people in developing countries (85%), with 37% saying it is very important. Although there has been little overall change in the level of 'important' answers since the previous survey (+2 percentage points), on this occasion respondents are more likely to say it is 'very important' (+6) and less likely to say it is 'fairly important' (-4) than they were in 2013.

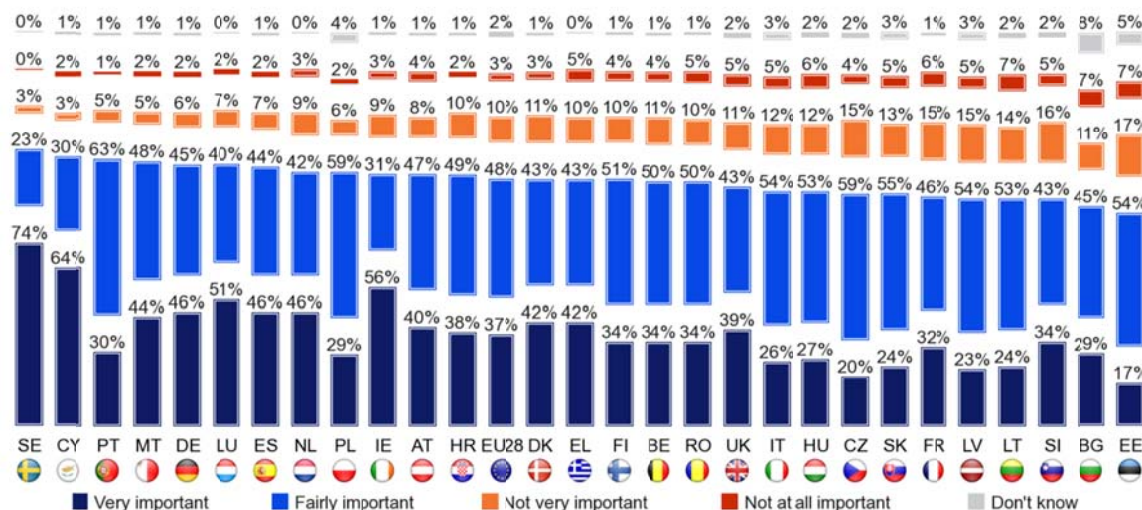
The longer-term trend shows that importance levels have returned to those seen in 2011 and 2012.



A majority of respondents in every Member State think it is important to some degree to help people in developing countries. Almost all respondents in Sweden (97%) and Cyprus (94%) are of this opinion, while at the other end of the scale, in Estonia, the figure is 71%.

In fact, in Sweden (74%), Cyprus (64%), Ireland (56%) and Luxembourg (51%) an absolute majority of respondents think it is very important to help people in developing countries.

QB1. In your opinion, is it very important, fairly important, not very important or not at all important to help people in developing countries?



In most Member States only small changes in opinion are observed over time. However, there are some notable exceptions. Respondents in Hungary (+14 percentage points), Cyprus (+11), Greece (+8) and Malta and Portugal (both +7) are all more likely to say it is important to help people in developing countries than they were in 2013. On the other hand, respondents in Croatia (-6) and Lithuania (-4) are less likely to do so.

3.2. Tackling poverty in developing countries as one of the main priorities of the EU and national governments

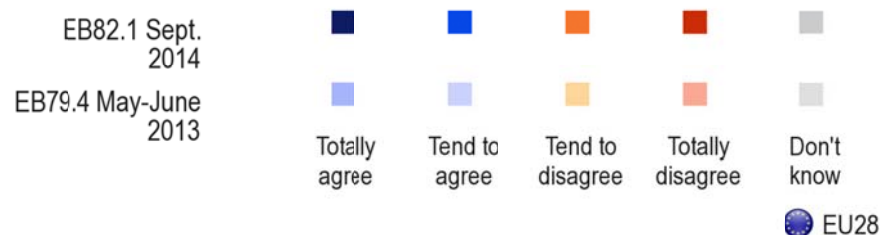
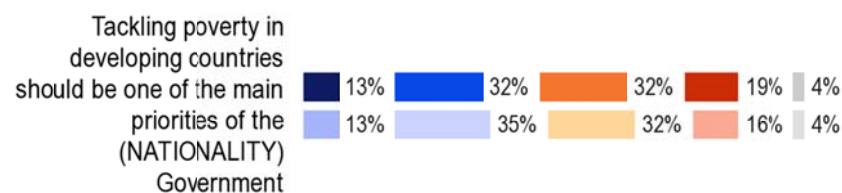
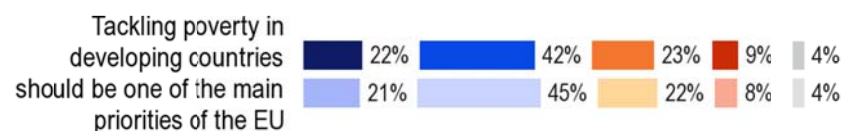
- A majority of respondents agree that tackling poverty in developing countries should be one of the EU's main priorities -

While overall support for helping developing countries is very high and has increased since 2013, fewer Europeans (and slightly fewer than previously) also think that tackling poverty in developing countries should be a main priority of the EU or for their national government.

Almost two-thirds of respondents agree that tackling poverty in developing countries should be one of the main priorities of the EU (64%), although they are more likely to 'tend to agree' than to 'totally agree'. This overall level of agreement represents a slight decrease (-2 percentage points) since the last survey.

Respondents are also less likely to agree that tackling poverty in developing countries should be one of main priorities of their national government than they were in 2013 (45% vs. 48%). In fact, in this survey 51% disagree with this statement to some extent, and almost one in five disagree totally (19%).

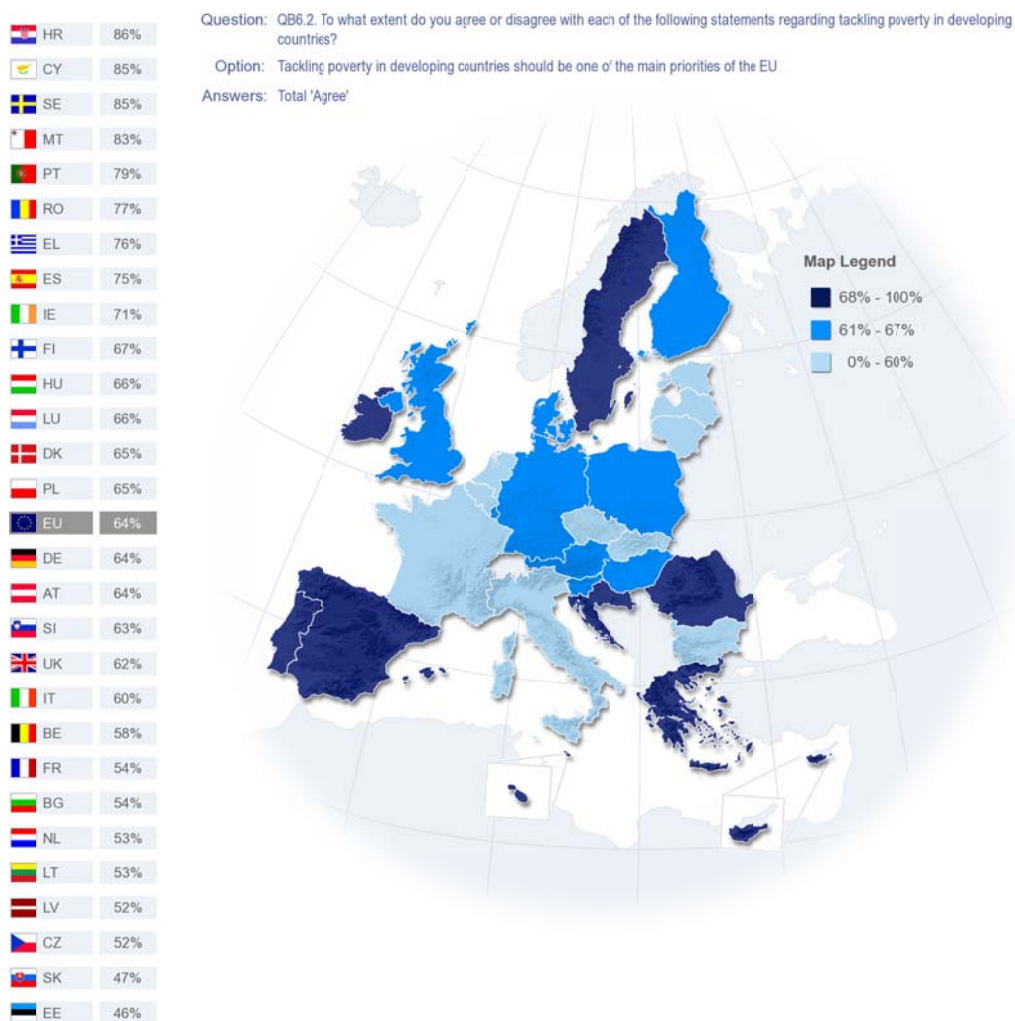
QB6.23 To what extent do you agree or disagree with each of the following statements regarding tackling poverty in developing countries?



The map below illustrates that there is no clear geographic pattern of countries where respondents are more likely to agree that tackling poverty in developing countries should be one of the main priorities of the EU.

Respondents in Croatia, Cyprus, Sweden and Malta are among the most likely to agree. This is interesting, as they are also most likely to say it is important to help people in developing countries.






























Estonia and Slovakia are the only Member States where less than 50% agree that tackling poverty in developing countries should be one of the main priorities of the EU (46% and 47% respectively).



There have been notable shifts in opinion within a number of Member States since the last survey. In particular, respondents in Greece (+13 percentage points) and Cyprus and Hungary (both +8) are more likely than previously to agree that tackling poverty in developing countries should be one of the main priorities of the EU, while those in France (-9), Belgium (-8) and Finland and Latvia (both -7) are less likely to agree than before.

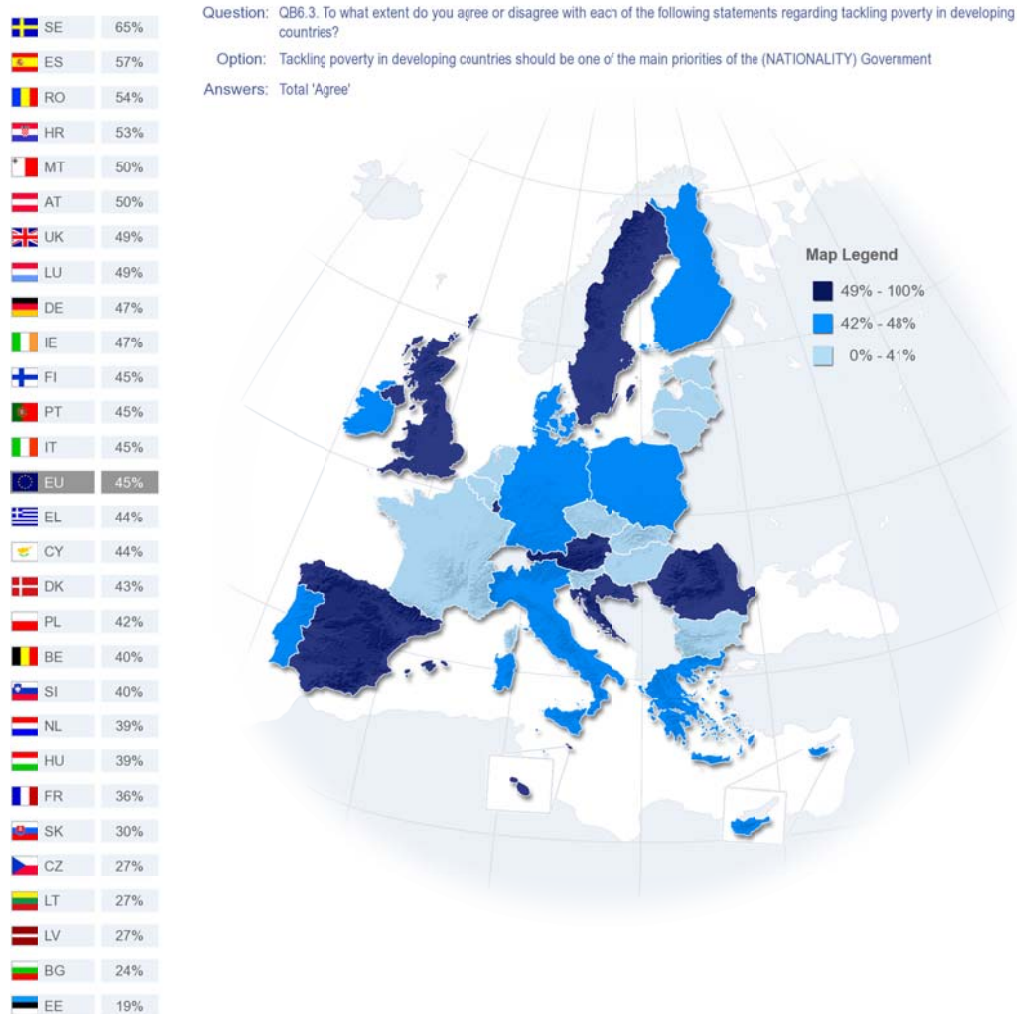
QB6.2 To what extent do you agree or disagree with each of the following statements regarding tackling poverty in developing countries?

Tackling poverty in developing countries should be one of the main priorities of the EU

		Total 'Agree'	Diff. EB82.1 - EB79.4	Total 'Disagree'	Diff. EB82.1 - EB79.4	Don't know	Diff. EB82.1 - EB79.4
	EU28	64%	-2	32%	+2	4%	=
	EL	76%	+13	23%	-12	1%	-1
	CY	85%	+8	13%	-8	2%	=
	HU	66%	+8	31%	-8	3%	=
	MT	83%	+5	13%	-2	4%	-3
	ES	75%	+4	22%	-2	3%	-2
	HR	86%	+4	13%	-3	1%	-1
	PT	79%	+3	18%	-3	3%	=
	IE	71%	+2	25%	-2	4%	=
	NL	53%	=	45%	=	2%	=
	SI	63%	=	34%	=	3%	=
	BG	54%	-1	35%	=	11%	+1
	AT	64%	-1	33%	=	3%	+1
	RO	77%	-1	17%	+1	6%	=
	SE	85%	-1	13%	=	2%	+1
	DK	65%	-3	32%	+1	3%	+2
	EE	46%	-3	44%	-3	10%	+6
	IT	60%	-4	33%	+1	7%	+3
	LT	53%	-4	42%	+7	5%	-3
	SK	47%	-4	47%	+2	6%	+2
	UK	62%	-4	34%	+4	4%	=
	CZ	52%	-5	42%	+2	6%	+3
	DE	64%	-5	33%	+5	3%	=
	PL	65%	-5	26%	+3	9%	+2
	LU	66%	-6	29%	+1	5%	+5
	LV	52%	-7	43%	+6	5%	+1
	FI	67%	-7	27%	+2	6%	+5
	BE	58%	-8	41%	+8	1%	=
	FR	54%	-9	42%	+7	4%	+2






























Respondents have also been asked whether or not they agree that tackling poverty in developing countries should be one of the main priorities of their national government. Once again the map shows no clear geographic pattern: countries with high, medium and low levels of agreement are spread across the EU.

The highest levels of agreement are observed in Sweden (65%), Spain (57%), Romania (54%) and Croatia (53%), the lowest levels in Estonia (19%) and Bulgaria (24%).



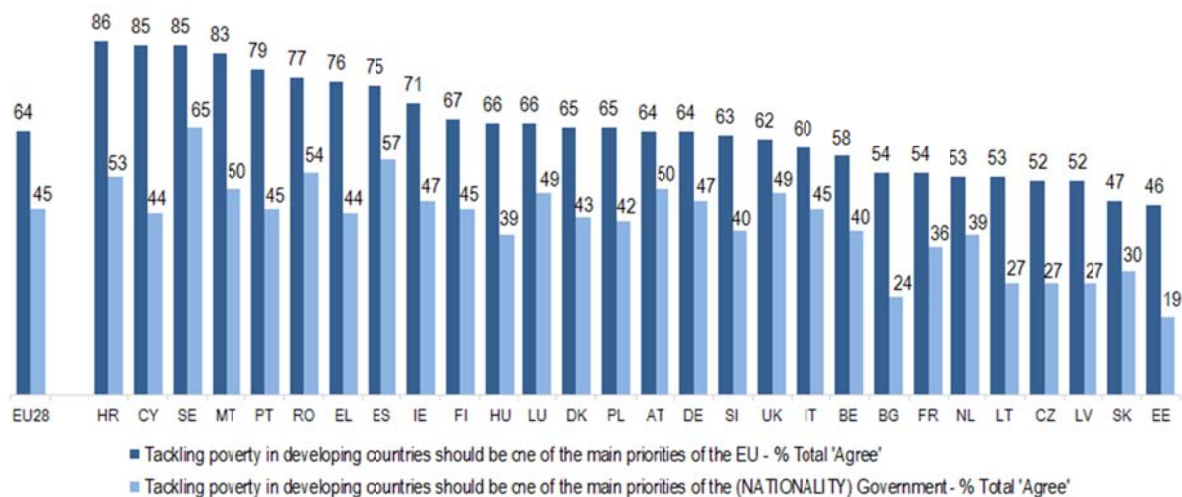
Across the EU respondents are less likely than they were in 2013 to agree that tackling poverty in developing countries should be one of the main priorities of their national government (-3 percentage points). This decrease is observed in 19 Member States, led by Finland, Lithuania and Latvia (all -10) and Italy, France and Belgium (all -9). In contrast, respondents in Cyprus (+15) and Malta (+10) are much more likely to agree than they were in the previous survey.

QB6.3 To what extent do you agree or disagree with each of the following statements regarding tackling poverty in developing countries?
Tackling poverty in developing countries should be one of the main priorities of the (NATIONALITY) Government

	Total 'Agree'	Diff. EB82.1 - EB79.4	Total 'Disagree'	Diff. EB82.1 - EB79.4	Don't know	Diff. EB82.1 - EB79.4
 EU28	45%	-3	51%	+3	4%	=
 CY	44%	+15	54%	-15	2%	=
 MT	50%	+10	45%	-6	5%	-4
 EL	44%	+5	55%	-4	1%	-1
 RO	54%	+5	40%	-2	6%	-3
 ES	57%	+3	39%	-2	4%	-1
 NL	39%	+3	59%	-4	2%	+1
 AT	50%	+2	47%	-3	3%	+1
 SI	40%	+2	57%	-3	3%	+1
 SK	30%	+1	65%	-3	5%	+2
 HU	39%	-1	58%	+1	3%	=
 UK	49%	-1	48%	+1	3%	=
 BG	24%	-2	68%	+4	8%	-2
 EE	19%	-3	75%	-1	6%	+4
 HR	53%	-3	45%	+3	2%	=
 SE	65%	-4	33%	+3	2%	+1
 DE	47%	-5	49%	+5	4%	=
 IE	47%	-5	50%	+6	3%	-1
 LU	49%	-5	47%	+2	4%	+3
 PT	45%	-5	51%	+5	4%	=
 CZ	27%	-6	69%	+6	4%	=
 DK	43%	-6	53%	+3	4%	+3
 PL	42%	-7	49%	+5	9%	+2
 BE	40%	-9	58%	+8	2%	+1
 FR	36%	-9	60%	+7	4%	+2
 IT	45%	-9	50%	+8	5%	+1
 LV	27%	-10	69%	+10	4%	=
 LT	27%	-10	69%	+12	4%	-2
 FI	45%	-10	49%	+5	6%	+5



As the chart below clearly illustrates, respondents in every Member State are more likely to agree that tackling poverty in developing countries should be one of the main priorities of the EU rather than of their national government, with significant gaps between the two answers in several countries: Cyprus (41 percentage points), Portugal (34), Croatia and Malta (both 33), Greece (32) and Bulgaria (30). The smallest gap is recorded in the UK (13 percentage points).

Although at least seven in ten respondents in each Member State think it is important to help people in developing countries, in general far fewer think this should be one of the main priorities of the EU or their national government. For example, 91% of respondents in Germany think it is important to help people in developing countries, but far fewer think this should be one of the main priorities of the EU (64%) or their national government (47%).



There are few socio-demographic differences to highlight. Respondents with the highest education levels are the most likely to agree that tackling poverty in developing countries should be one of the main priorities of the EU (67% vs. 60% of those who finished education before the age of 16). The more difficulties respondents have in paying bills, the less likely they are to agree that tackling poverty in developing countries should be one of the main priorities of their national government: 38% of those who have these difficulties most of the time agree, compared with 47% of those who never or almost never do.

QB6.2/3 To what extent do you agree or disagree with each of the following statements regarding tackling poverty in developing countries? (ROTATE)

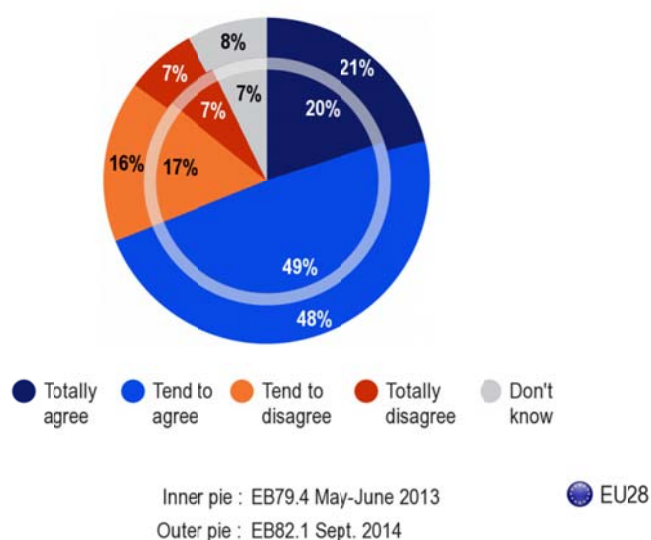
	Tackling poverty in developing countries should be one of the main priorities of the EU			Tackling poverty in developing countries should be one of the main priorities of the (NATIONALITY) Government		
	Total 'Agree'	Total 'Disagree'	Don't know	Total 'Agree'	Total 'Disagree'	Don't know
EU28	64%	32%	4%	45%	51%	4%
 Education (End of)						
15-	60%	34%	6%	43%	52%	5%
16-19	62%	34%	4%	43%	53%	4%
20+	67%	30%	3%	47%	49%	4%
Still studying	70%	26%	4%	50%	44%	6%
 Difficulties paying bills						
Most of the time	61%	34%	5%	38%	57%	5%
From time to time	63%	32%	5%	43%	53%	4%
Almost never/ Never	65%	31%	4%	47%	49%	4%

3.3. Benefits for the EU and its citizens from tackling poverty in developing countries

- A large majority agree that tackling poverty in developing countries has a positive influence on EU citizens, and is also in the EU's own interest -

QB6.4. To what extent do you agree or disagree with each of the following statements regarding tackling poverty in developing countries?

Tackling poverty in developing countries has a positive influence on EU citizens as well
































Almost seven out of ten respondents (69%) agree that tackling poverty in developing countries has a positive influence on EU citizens as well, with just over one in five (21%) in total agreement. As the chart illustrates, there has been little change in opinion since the last survey in 2013.

The highest levels of agreement levels are found in Sweden (87%), Croatia (85%) and Cyprus (84%).

Although there has been no notable shift in opinion at EU level, respondents in Malta (+16 percentage points), Cyprus and Portugal (both +10) and Bulgaria and Romania (both +9) are all more likely to agree that tackling poverty in developing countries has a positive influence on EU citizens than in the last survey. In contrast, respondents in Denmark are less likely to agree than they were in 2013 (-7 percentage points).

QB6.4 To what extent do you agree or disagree with each of the following statements regarding tackling poverty in developing countries?
Tackling poverty in developing countries has a positive influence on EU citizens as well

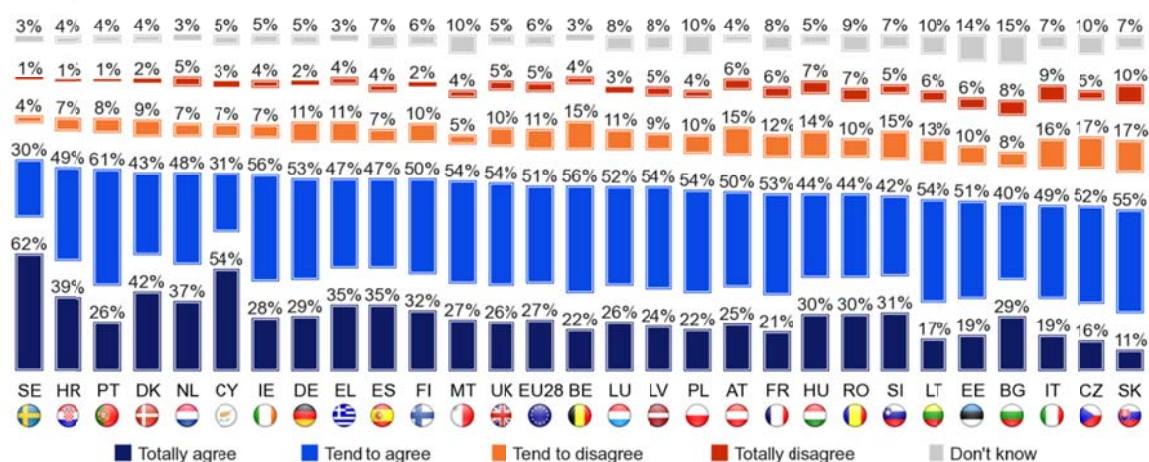
		Total 'Agree'	Diff. EB82.1 - EB79.4	Total 'Disagree'	Diff. EB82.1 - EB79.4	Don't know	Diff. EB82.1 - EB79.4
	EU28	69%	=	23%	-1	8%	+1
	MT	76%	+16	12%	-8	12%	-8
	CY	84%	+10	12%	-6	4%	-4
	PT	83%	+10	11%	-7	6%	-3
	BG	62%	+9	24%	-2	14%	-7
	RO	72%	+9	18%	-4	10%	-5
	IE	78%	+8	15%	-7	7%	-1
	EL	78%	+7	19%	-7	3%	=
	DE	71%	+3	22%	-4	7%	+1
	ES	81%	+3	13%	-2	6%	-1
	HU	64%	+3	29%	-2	7%	-1
	HR	85%	+2	11%	-2	4%	=
	NL	67%	+2	25%	-6	8%	+4
	SI	62%	+2	30%	-5	8%	+3
	LV	62%	+1	26%	-6	12%	+5
	PL	73%	+1	15%	-5	12%	+4
	EE	61%	=	23%	-11	16%	+11
	AT	68%	=	26%	-1	6%	+1
	SK	53%	=	37%	-2	10%	+2
	SE	87%	=	7%	-4	6%	+4
	LT	66%	-1	24%	+1	10%	=
	UK	69%	-1	23%	-1	8%	+2
	FI	81%	-2	14%	-1	5%	+3
	BE	66%	-3	29%	=	5%	+3
	CZ	50%	-3	38%	-1	12%	+4
	LU	70%	-4	23%	=	7%	+4
	FR	63%	-5	27%	+2	10%	+3
	IT	61%	-5	30%	+3	9%	+2
	DK	75%	-7	17%	+2	8%	+5

More than three-quarters of respondents (78%) agree that tackling poverty in developing countries is also in the EU's own interest, with 27% in total agreement. At least two-thirds of respondents in every Member State agree with the statement, and in one Member State (Sweden) support is as high as 92%. Respondents in Slovakia (66%), Italy and the Czech Republic (both 68%), are the least likely to agree with this statement.

Sweden (62%) and Cyprus (54%) are the only countries in which more than half of all respondents totally agree that tackling poverty in developing countries is also in the EU's interest.

QB6.5. To what extent do you agree or disagree with each of the following statements regarding tackling poverty in developing countries?

Tackling poverty in developing countries is also in the EU's own interest (e.g. by creating trade opportunities or better access to energy and raw materials)

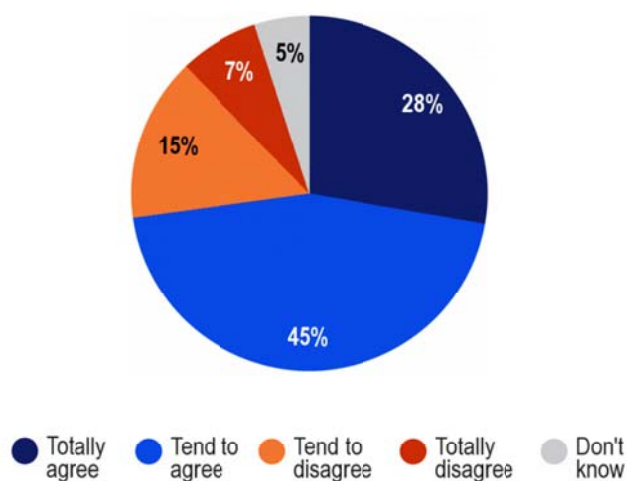


3.4. Tackling poverty in developing countries as a moral obligation

- Across all Member States tackling poverty in developing countries is seen as a moral obligation for the EU -

QB6.6. To what extent do you agree or disagree with each of the following statements regarding tackling poverty in developing countries?

Tackling poverty in developing countries is a moral obligation for the EU



EU28

Almost three-quarters of respondents (73%) agree that tackling poverty in developing countries is a moral obligation for the EU, with 28% in total agreement.

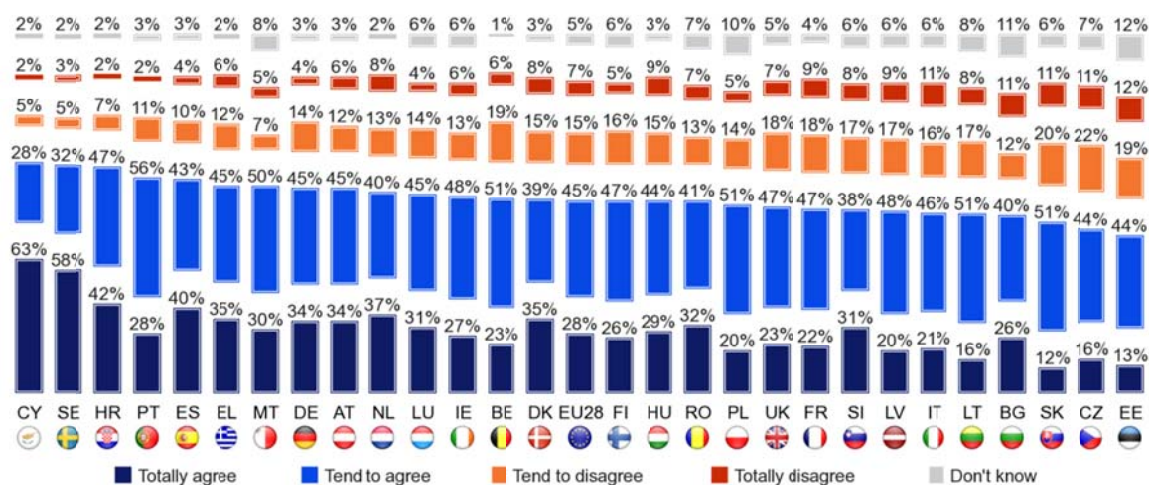
At least half of the respondents in every Member State agree, with the highest figures emerging in Cyprus (91%), Sweden (90%) and Croatia (89%). In fact, more than half of all respondents in Sweden (58%) and Cyprus (63%) totally agree.

Meanwhile, agreement is least likely to be expressed in Estonia (57%), the Czech Republic (60%) and Slovakia (63%). One

in ten respondents in Estonia (12%), the Czech Republic, Slovakia, Bulgaria and Italy (all 11%) totally disagree that tackling poverty in developing countries is a moral obligation for the EU.

QB6.6. To what extent do you agree or disagree with each of the following statements regarding tackling poverty in developing countries?

Tackling poverty in developing countries is a moral obligation for the EU

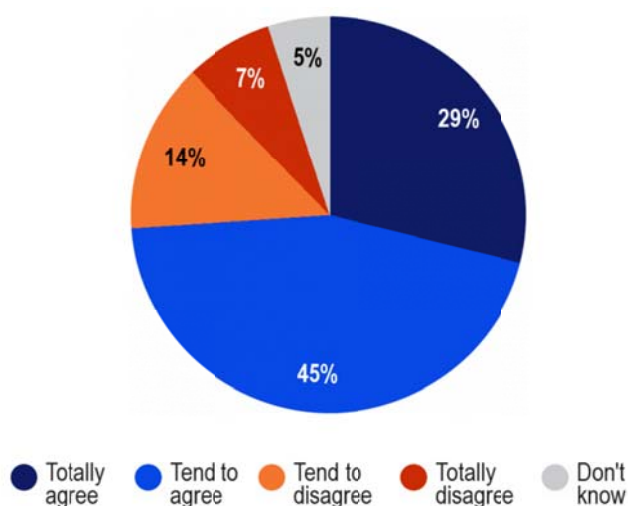


3.5. Contribution of development aid to a more peaceful and equal world

- At least six out of ten respondents in every Member State agree that aid for developing countries contributes to a more peaceful and equal world –

QB6.7. To what extent do you agree or disagree with each of the following statements regarding tackling poverty in developing countries?

Aid for developing countries contributes to a more peaceful and equal world



EU28

Overall, almost three-quarters of respondents (74%) agree that aid for developing countries contribute to a more peaceful and equal world, with 29% in total agreement.

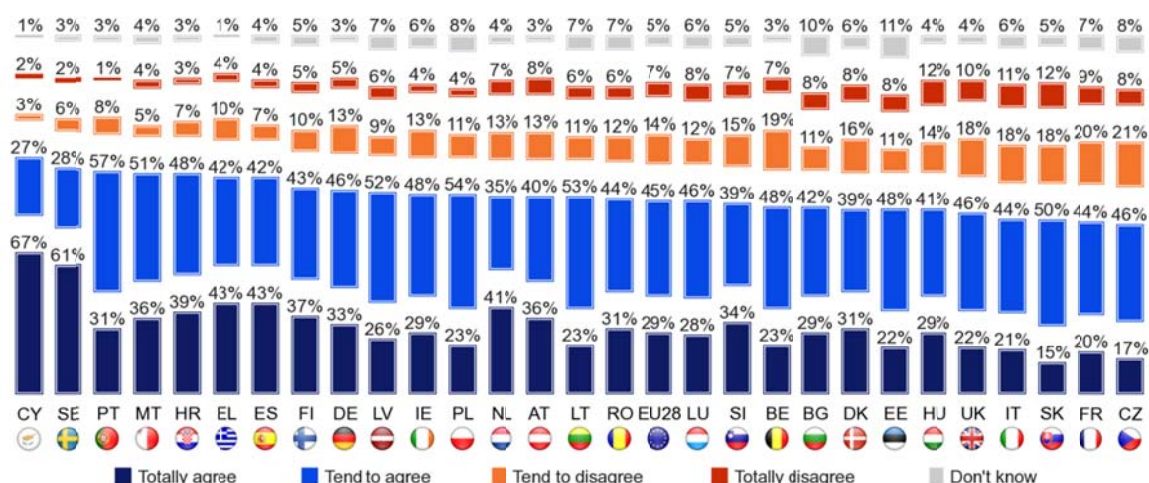
Agreement is highest in Cyprus (94%), Sweden (89%) and Portugal (88%). Once again Cyprus and Sweden are the only countries where a majority is in total agreement (67% and 61% respectively).

Respondents in the Czech Republic (63%) and France (64%) are the least likely to agree that aid for developing countries contribute to a more peaceful and equal world.

At least one in ten respondents in Hungary and Slovakia (both 12%), Italy (11%) and the UK (10%) totally disagree with the statement.

QB6.7. To what extent do you agree or disagree with each of the following statements regarding tackling poverty in developing countries?

Aid for developing countries contributes to a more peaceful and equal world



The socio-demographic analysis for the above three questions reveals a similar pattern: the more educated the respondents, the more likely they are to agree. For instance, 70% of those with the lowest education levels agree that tackling poverty in developing countries is in the EU's interest, compared to 84% of those who have completed their education aged 20 and over. Managers are also more likely to agree with each statement than other occupation groups. The financial situation of households is also influential: greater financial difficulty is linked to lower levels of agreement in each case.

Finally, the respondents who consider it important to help people in developing countries are much more likely to agree that helping developing countries is in the EU's interest, that it is a moral obligation, and that it would contribute to a more peaceful and equal world. The same pattern applies to those who think aid to developing countries should be increased.

QB6.4/5/6/7 To what extent do you agree or disagree with each of the following statements regarding tackling poverty in developing countries? (ROTATE)

Total 'Agree'

	Tackling poverty in developing countries is also in the EU's own interest (e.g. by creating trade opportunities or better access to energy and raw materials)	Tackling poverty in developing countries is a moral obligation for the EU	Aid for developing countries contributes to a more peaceful and equal world	Tackling poverty in developing countries has a positive influence on EU citizens as well
EU28	78%	73%	74%	69%
Education (End of)				
15-	70%	68%	69%	63%
16-19	76%	72%	71%	67%
20+	84%	77%	79%	75%
Still studying	84%	78%	81%	77%
Socio-professional category				
Self-employed	76%	74%	74%	70%
Managers	86%	78%	80%	78%
Other white collars	81%	75%	75%	72%
Manual workers	77%	72%	71%	67%
House persons	71%	72%	69%	67%
Unemployed	73%	70%	70%	64%
Retired	75%	72%	72%	67%
Students	83%	78%	81%	76%
Difficulties paying bills				
Most of the time	68%	67%	67%	60%
From time to time	75%	71%	72%	67%
Almost never/ Never	80%	76%	75%	72%
Help developing countries				
Total 'Important'	83%	80%	80%	75%
Total 'Not important'	47%	36%	40%	35%
EU Aid promised to developing countries				
Increase beyond	90%	91%	89%	87%
Increase	86%	82%	82%	79%
Not increase	66%	61%	60%	52%
Reduce	52%	45%	47%	41%

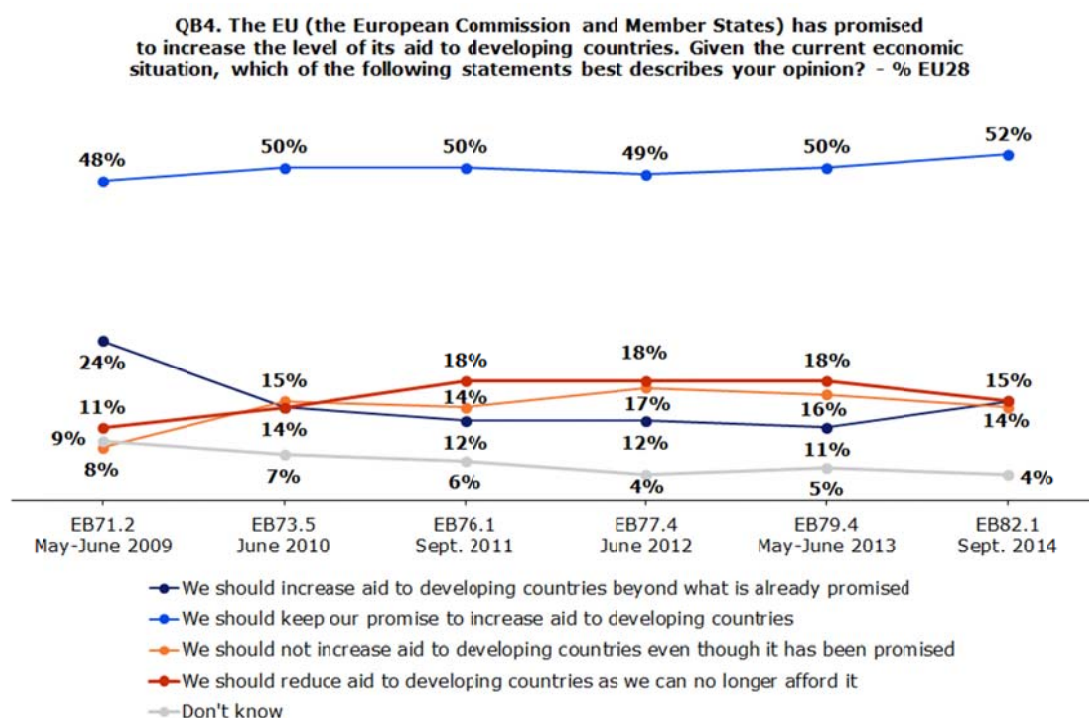
Some Member States show high levels of agreement with each of the statements in this section. Respondents in Sweden, Cyprus, Croatia and Portugal, where agreement that tackling poverty also benefits EU citizens is high, are also very likely to agree that aid contributes to a more peaceful and equal world, that tackling poverty is in the EU's interest and a moral obligation, and that tackling poverty in developing countries should be one of the main priorities of the EU.

4. ATTITUDES TOWARDS INCREASING EU AID

- More than two-thirds of Europeans think aid should be increased, despite the current economic climate –

Just over half of all respondents think the EU should keep its promise to increase aid to developing countries (52%), while a further 15% say aid should be increased beyond what has already been promised. Overall this represents a six percentage point increase in the proportion of those who think aid should be increased to some degree. Support for increasing aid has risen or has remained stable⁵ in all Member States except in Croatia (-6 percentage points).

Respondents are more likely than they were in 2013 to think aid should be increased to the promised levels (+2 percentage points) or beyond (+4). The longer-term trend shows that overall agreement that aid should be increased is at the highest level since 2009. Support for the view that aid should be reduced because it is not affordable is at its lowest point since 2010 (15%, -3).



The majority of respondents in all but one Member State agree that aid should be increased to some degree, although most are in favour of increasing aid to the promised levels rather than beyond this point. At least one in five respondents in Spain (26%), Cyprus and Austria (both 22%), Slovenia (21%) and Portugal (20%) say aid should be increased beyond what has already been promised.






























⁵ It must be noted that in Denmark, Italy and Poland there is a minor decrease of 1 percentage point since 2013 (not significant enough to talk about a real decrease).

The exception is Bulgaria, where just 35% say aid should be increased: 31% say the EU should meet the promised increase, while just 4% say more should be given than has been promised. In fact, more than a quarter of respondents in Bulgaria (27%) say aid should be reduced because the EU can no longer afford it, and at least one in five in Lithuania, the Czech Republic, Estonia, Italy, France and Latvia also take this view.

Compared with the last survey in 2013, respondents in Cyprus are much more likely to say aid should be increased to (+16 percentage points) or beyond (+12) what has been promised, and much less likely to say it should not increase (-14) or should be reduced (-14). Respondents in Spain are also much more likely to say aid should be increased beyond what has been promised (+11). In fact, this is the second consecutive year in which a large increase in the proportion of respondents in Spain who thought aid should be increased is recorded: between 2012 and 2013 there was an 11-point increase in the proportion who thought aid should be increased to the promised levels.

In addition to Cyprus, respondents in Ireland, Hungary and the Netherlands (all +12 percentage points), Estonia (+11) and Finland (+10) are all much more likely than they were in 2013 to say aid should be increased as promised. Most of these Member States also have seen an increase in the proportions who think aid should be increased beyond that.



QB4 The EU (the European Commission and Member States) has promised to increase the level of its aid to developing countries.
Given the current economic situation, which of the following statements best describes your opinion?

		We should increase aid to developing countries beyond what is already promised	Diff. EB82.1 - EB79.4	We should keep our promise to increase aid to developing countries	Diff. EB82.1 - EB79.4	We should not increase aid to developing countries even though it has been promised	Diff. EB82.1 - EB79.4	We should reduce aid to developing countries as we can no longer afford it	Diff. EB82.1 - EB79.4	Don't know	Diff. EB82.1 - EB79.4
	EU28	15%	+4	52%	+2	14%	-2	15%	-3	4%	-1
	CY	22%	+12	48%	+16	10%	-14	18%	-14	2%	=
	ES	26%	+11	43%	-4	14%	=	13%	-6	4%	-1
	LU	17%	+8	61%	-2	9%	-2	11%	-4	2%	=
	SI	21%	+7	48%	+8	10%	-8	18%	-7	3%	=
	FR	18%	+6	51%	-1	8%	-3	20%	-3	3%	+1
	NL	10%	+6	59%	+12	15%	-7	14%	-11	2%	=
	PT	20%	+6	50%	+4	14%	-3	10%	-4	6%	-3
	EL	14%	+5	46%	+9	20%	-3	19%	-8	1%	-3
	IT	16%	+5	39%	-6	20%	-1	21%	+3	4%	-1
	HU	14%	+5	54%	+12	18%	-5	13%	-10	1%	-2
	DE	13%	+4	62%	+6	14%	-4	7%	-4	4%	-2
	AT	22%	+4	58%	+2	9%	-1	9%	-6	2%	+1
	SE	14%	+4	75%	+4	6%	-6	4%	-1	1%	-1
	DK	11%	+3	60%	-4	13%	+1	13%	-2	3%	+2
	FI	6%	+3	57%	+10	17%	-11	18%	-2	2%	=
	UK	13%	+3	54%	+4	11%	-2	19%	-4	3%	-1
	BE	14%	+2	53%	+4	17%	-4	15%	-3	1%	+1
	EE	9%	+2	52%	+11	10%	-11	21%	-6	8%	+4
	SK	9%	+2	54%	+2	14%	=	19%	-3	4%	-1
	LT	8%	+1	49%	+1	16%	-1	23%	+3	4%	-4
	MT	13%	+1	54%	+5	13%	-5	16%	+1	4%	-2
	CZ	7%	=	56%	+4	13%	-3	21%	=	3%	-1
	IE	13%	=	55%	+12	16%	-2	15%	-7	1%	-3
	PL	11%	=	57%	-1	13%	-1	8%	-1	11%	+3
	LV	13%	-2	52%	+7	12%	-2	20%	=	3%	-3
	BG	4%	-3	31%	+8	28%	+4	27%	-6	10%	-3
	RO	18%	-5	49%	+6	12%	+2	17%	+5	4%	-8
	HR	16%	-10	64%	+4	8%	+2	11%	+5	1%	-1

Socio-demographic analysis shows that those with the highest education levels are most likely to say that aid should be increased to (57%) or beyond (19%) the promised levels. In addition, the greater the financial difficulties of their household, the more likely respondents are to say aid should be reduced, and the less likely they are to say the EU should keep its promise to increase aid.

The majority of respondents who think helping people in developing countries is important also think aid should be increased to (58%) or above (17%) the promised levels.

QB4 The EU (the European Commission and Member States) has promised to increase the level of its aid to developing countries. Given the current economic situation, which of the following statements best describes your opinion?

	We should increase aid to developing countries beyond what is already promised	We should keep our promise to increase aid to developing countries	We should not increase aid to developing countries even though it has been promised	We should reduce aid to developing countries as we can no longer afford it	Don't know
EU28	15%	52%	14%	15%	4%
 Education (End of)					
15-	12%	46%	16%	20%	6%
16-19	12%	52%	15%	17%	4%
20+	19%	57%	11%	10%	3%
Still studying	20%	56%	8%	10%	6%
 Difficulties paying bills					
Most of the time	17%	38%	16%	24%	5%
From time to time	14%	49%	15%	18%	4%
Almost never/ Never	15%	56%	13%	12%	4%
Help developing countries					
Total 'Important'	17%	58%	12%	10%	3%
Total 'Not important'	3%	22%	23%	47%	5%

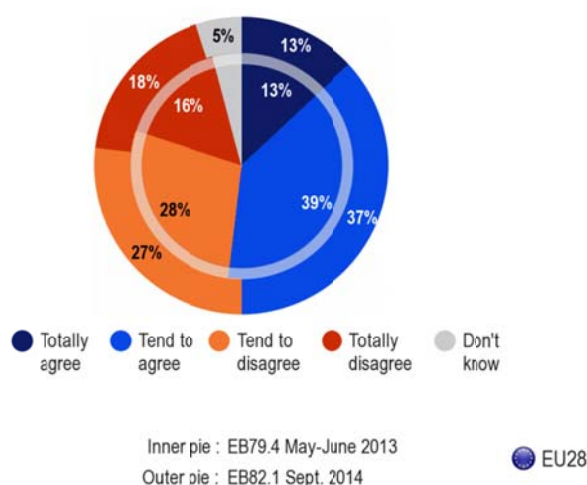
5. PERSONAL COMMITMENT TO AND INVOLVEMENT IN DEVELOPMENT

5.1. The role of individuals in tackling poverty

- Views differ across Member States about whether individuals can play a role in tackling poverty in developing countries –

QB6.1. To what extent do you agree or disagree with each of the following statements regarding tackling poverty in developing countries?

As an individual, you can play a role in tackling poverty in developing countries

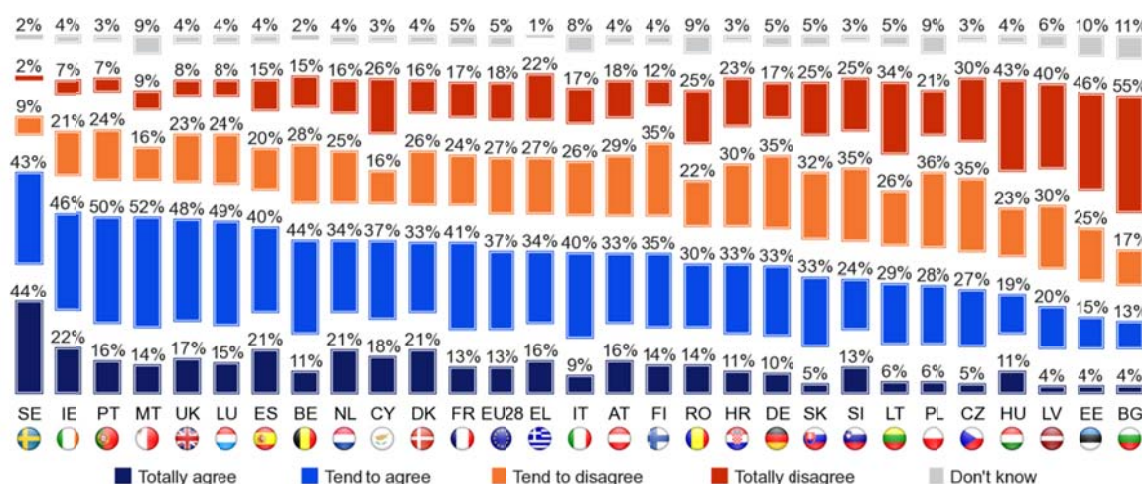


Overall, 50% of respondents agree that as individuals they can play a role in tackling poverty in developing countries: 13% totally agree, while 37% tend to agree (a decrease of 2 percentage points since 2013). Respondents are slightly more likely to totally disagree than they were in 2013 (+2).

The chart below illustrates the diversity of opinion across Member States. Respondents in Sweden (87%) are considerably more likely than those in other Member States to agree that they could play a role as individuals in tackling poverty in developing countries. Sweden is one of 13 Member States where at least half agree to some extent with this statement.

QB6.1. To what extent do you agree or disagree with each of the following statements regarding tackling poverty in developing countries?

As an individual, you can play a role in tackling poverty in developing countries
































At the other end of the scale 72% of respondents in Bulgaria and 71% in Estonia disagree. In fact, 55% in Bulgaria totally disagree that individuals could play a role. Overall, there are 13 Member States where at least one in five totally disagree.

Respondents in Cyprus (+14 percentage points), Malta (+13), Romania (+11) and Portugal (+10) are all more likely to agree that individuals could play a role in tackling poverty than in 2013, bucking the overall EU trend of a slight decline in agreement (-2).

The decline is more dramatic in the Czech Republic, with an 18 percentage point decrease in the proportion who agree that individuals could play a role in tackling poverty in developing countries.

QB6.1 To what extent do you agree or disagree with each of the following statements regarding tackling poverty in developing countries?
As an individual, you can play a role in tackling poverty in developing countries




		Total 'Agree'	Diff. EB82.1 - EB79.4	Total 'Disagree'	Diff. EB82.1 - EB79.4	Don't know	Diff. EB82.1 - EB79.4
	EU28	50%	-2	45%	+1	5%	+1
	CY	55%	+14	42%	-15	3%	+1
	MT	66%	+13	25%	-13	9%	=
	RO	44%	+11	47%	-11	9%	=
	PT	66%	+10	31%	-7	3%	-3
	BG	17%	+7	72%	-9	11%	+2
	EL	50%	+6	49%	-5	1%	-1
	BE	55%	+4	43%	-5	2%	+1
	IE	68%	+3	28%	=	4%	-3
	HR	44%	+3	53%	-3	3%	=
	UK	65%	+3	31%	-4	4%	+1
	EE	19%	+2	71%	-11	10%	+9
	HU	30%	+2	66%	-3	4%	+1
	SK	38%	+2	57%	-5	5%	+3
	NL	55%	=	41%	-2	4%	+2
	FI	49%	=	47%	-4	4%	+4
	LU	64%	-1	32%	-1	4%	+2
	AT	49%	-1	47%	-1	4%	+2
	DE	43%	-2	52%	=	5%	+2
	FR	54%	-2	41%	=	5%	+2
	SE	87%	-3	11%	+1	2%	+2
	ES	61%	-4	35%	+6	4%	-2
	LT	35%	-5	60%	+5	5%	=
	PL	34%	-5	57%	+1	9%	+4
	DK	54%	-6	42%	+3	4%	+3
	IT	49%	-8	43%	+6	8%	+2
	LV	24%	-8	70%	+6	6%	+2
	SI	37%	-8	60%	+7	3%	+1
	CZ	32%	-18	65%	+19	3%	-1

Socio-demographic analysis once again illustrates the influence of education on opinion. The higher the respondents' education level, the more likely they are to agree that individuals could play a role in tackling poverty: 42% of those with the lowest education levels agree, compared with 57% of those who have completed their education aged 20 and over. Managers are more likely to agree than other occupation groups (61% vs. 43% of retired respondents and 53% of white collar employees), as are those with the fewest financial difficulties in their household (52% vs. 43%).

Respondents who say that helping people in developing countries is important are more likely to agree (55% vs. 27% who say helping is not important), as are those prepared to pay more for groceries and products from developing countries (64% vs. 37% of people who are not prepared to do so; see next section for detailed coverage of the question). In addition, those who have some kind of personal involvement in development (between 69% of respondents who give money and 80% who are politically active) are also more likely to agree that individuals could play a role (41% of those who are not involved).

QB6.1 To what extent do you agree or disagree with each of the following statements regarding tackling poverty in developing countries? (ROTATE)

As an individual, you can play a role in tackling poverty in developing countries

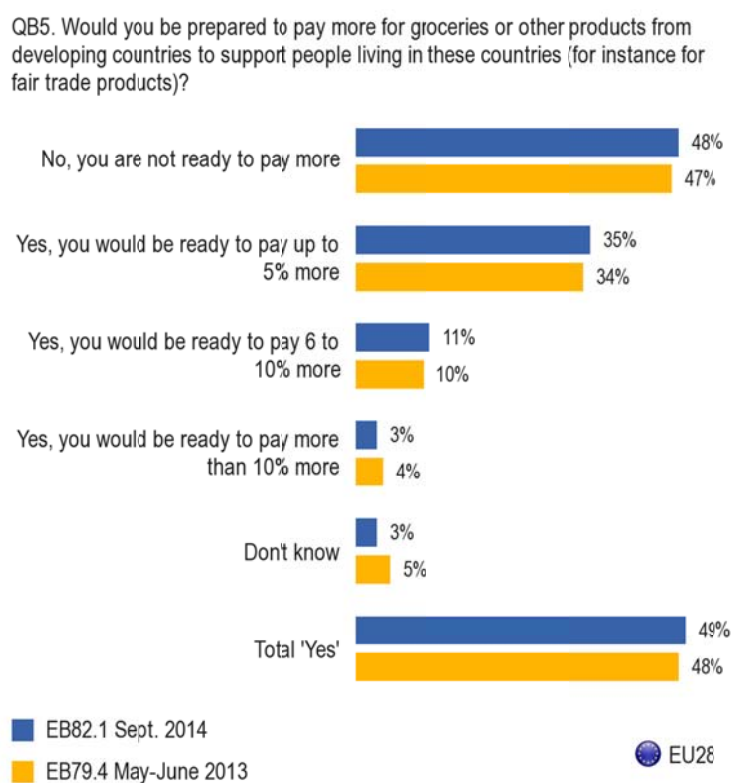
	Total 'Agree'	Total 'Disagree'	Don't know
EU28	50%	45%	5%
 Education (End of)			
15-	42%	51%	7%
16-19	47%	48%	5%
20+	57%	39%	4%
Still studying	59%	34%	7%
 Socio-professional category			
Self-employed	51%	45%	4%
Managers	61%	36%	3%
Other white collars	53%	42%	5%
Manual workers	50%	45%	5%
House persons	46%	47%	7%
Unemployed	48%	47%	5%
Retired	43%	51%	6%
Students	59%	35%	6%
 Difficulties paying bills			
Most of the time	43%	50%	7%
From time to time	50%	45%	5%
Almost never/ Never	52%	43%	5%
Help developing countries			
Total 'Important'	55%	40%	5%
Total 'Not important'	27%	67%	6%
Pay products from develop. countries			
Total 'Yes'	64%	33%	3%
No	37%	57%	6%
Personal involvement in development aid			
Politically involved	80%	19%	1%
Volunteer	76%	22%	2%
Give money	69%	28%	3%
Not involved	41%	53%	6%

5.2. Personal commitment to development

- Respondents in northern and western Member States are generally more likely to be prepared to pay more for products from developing countries –

Almost half (49%) of all respondents say they would be prepared to pay more for groceries or other products from developing countries to support people living in those countries. This represents a slight increase (+1 percentage point) since the previous survey. The proportion of respondents not prepared to pay more has also risen by one point to 48%.

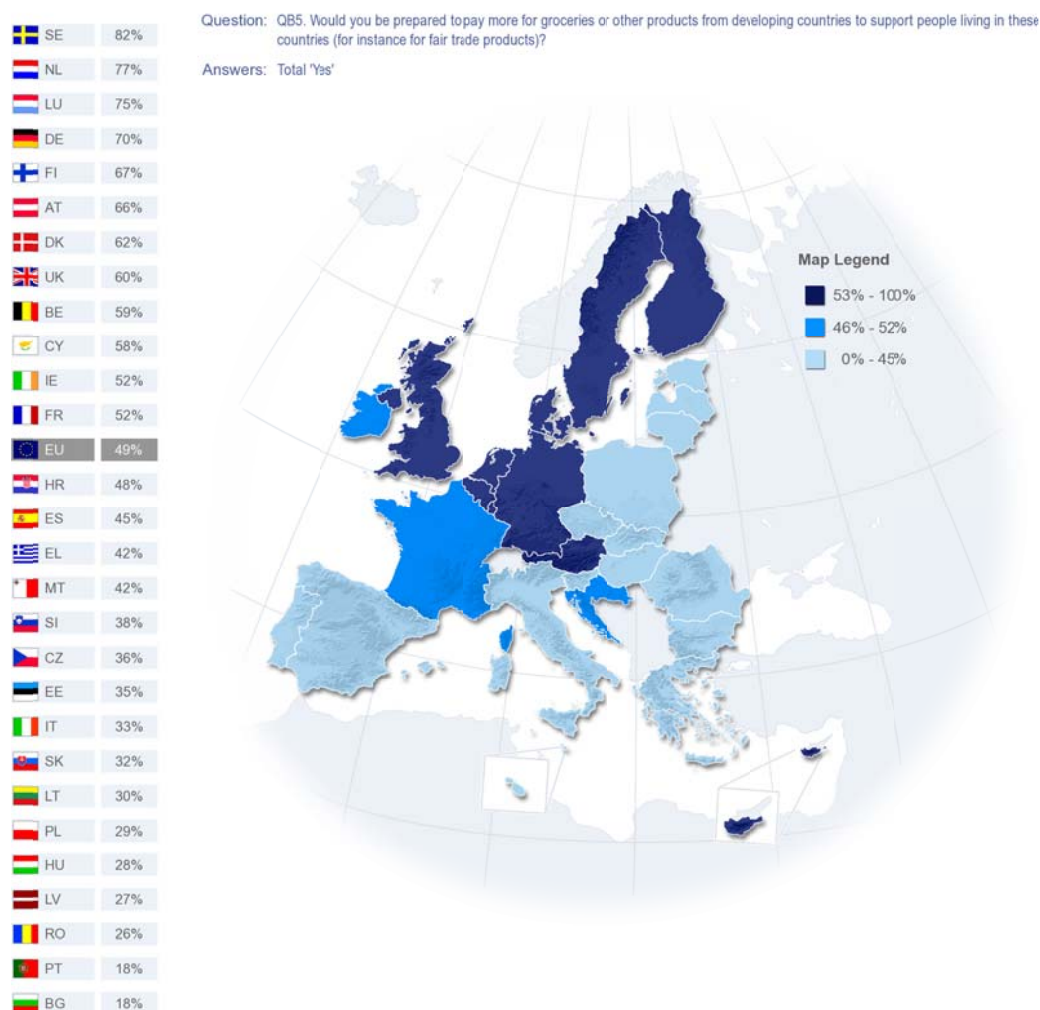
Respondents are most likely to be prepared to pay a little extra for products from developing countries, with 35% ready to pay up to 5% more. However, 11% would be prepared to pay 6%-10% more and 3% would be prepared to pay more than 10% extra. There has been little change in these results since 2013.



Respondents in Sweden (82%), the Netherlands (77%) and Luxembourg (75%) are the most likely to be prepared to pay more, although interestingly, Sweden is the only one of these countries where there is a correspondingly high level of agreement that individuals could play a role in tackling poverty in developing countries (87%). Agreement in the Netherlands and Luxembourg is lower (55% and 64% respectively), although still above the EU average.






























Respondents in Bulgaria are the least likely to be prepared to pay more (18%) or to agree that individuals could play a role in tackling poverty in developing countries (17%).

Respondents living in most northern and western countries of the EU are more likely than those in southern and eastern regions to be prepared to pay more for groceries or other products from developing countries to support people in those countries.



At EU level there has been little change in opinion since the previous survey in 2013, and in many Member States shifts have also been relatively small. There are, however, some notable exceptions. Respondents in Cyprus are more likely than before to be prepared to pay more (+12 percentage points), with increases in the proportions who are prepared to pay up to 5% more, 6-10% more and even over 10% more. There is a large increase in the proportion of respondents in Austria (+8 percentage points) who are prepared to pay more, driven by an increase in the proportion willing to pay more than 6% extra. In fact, there has been a 10-point increase in the proportion prepared to pay at least 10% more. At the other end of the scale, the proportion of respondents in Croatia who would be prepared to pay more has decreased by 12 percentage points, with a majority stating that they are not prepared to pay more (+15). Large increases in the proportions of respondents not prepared to pay more are also observed in Italy and Romania (both +12).

QB5 Would you be prepared to pay more for groceries or other products from developing countries to support people living in these countries (for instance for fair trade products)?

		No, you are not ready to pay more	Diff. EB82.1 - EB79.4	Yes, you would be ready to pay up to 5% more	Diff. EB82.1 - EB79.4	Yes, you would be ready to pay 6 to 10% more	Diff. EB82.1 - EB79.4	Yes, you would be ready to pay more than 10% more	Diff. EB82.1 - EB79.4	Don't know	Diff. EB82.1 - EB79.4	Total 'Yes'	Diff. EB82.1 - EB79.4
	EU28	48%	+1	35%	+1	11%	+1	3%	-1	3%	-2	49%	+1
	CY	39%	-6	44%	+5	11%	+4	3%	+3	3%	-6	58%	+12
	AT	32%	-5	35%	-6	18%	+4	13%	+10	2%	-3	66%	+8
	EL	57%	-5	32%	+2	7%	+2	3%	+2	1%	-1	42%	+6
	IE	47%	+1	41%	+7	8%	-2	3%	=	1%	-6	52%	+5
	FR	46%	-5	38%	+3	10%	+1	4%	+1	2%	=	52%	+5
	NL	22%	-4	43%	=	24%	+3	10%	+2	1%	-1	77%	+5
	EE	61%	-6	27%	+3	6%	=	2%	+1	4%	+2	35%	+4
	MT	54%	-1	36%	+2	5%	+2	1%	=	4%	-3	42%	+4
	DE	26%	-4	40%	+2	24%	+3	6%	-2	4%	+1	70%	+3
	ES	52%	=	35%	+2	8%	+1	2%	=	3%	-3	45%	+3
	SI	60%	-2	32%	+6	5%	-3	1%	-1	2%	=	38%	+2
	SE	17%	=	33%	-1	31%	+3	18%	=	1%	-2	82%	+2
	LT	69%	+3	27%	+1	2%	-1	1%	+1	1%	-4	30%	+1
	LU	24%	-1	47%	-2	18%	+3	10%	=	1%	=	75%	+1
	SK	65%	+1	26%	-1	4%	=	2%	+2	3%	-2	32%	+1
	CZ	63%	+3	28%	-1	7%	+1	1%	=	1%	-3	36%	=
	DK	35%	-1	37%	=	17%	=	8%	=	3%	+1	62%	=
	LV	72%	+2	24%	=	2%	=	1%	=	1%	-2	27%	=
	PT	81%	+3	14%	-1	4%	+2	0%	-1	1%	-3	18%	=
	UK	38%	+1	46%	+3	11%	-1	3%	-2	2%	-1	60%	=
	BE	39%	=	41%	-3	14%	+2	4%	=	2%	+1	59%	-1
	HU	71%	+5	23%	-2	4%	=	1%	=	1%	-3	28%	-2
	RO	72%	+12	22%	-2	3%	+1	1%	-1	2%	-10	26%	-2
	BG	76%	+6	16%	-3	2%	=	0%	=	6%	-3	18%	-3
	FI	32%	+2	49%	-2	15%	+1	3%	-2	1%	+1	67%	-3
	PL	66%	+5	26%	-4	2%	-1	1%	=	5%	=	29%	-5
	IT	64%	+12	28%	-3	4%	-4	1%	=	3%	-5	33%	-7
	HR	51%	+15	40%	-1	6%	-7	2%	-4	1%	-3	48%	-12

Socio-demographic analysis once again highlights the influence of education, occupation and household finances on opinions. Managers, respondents with the highest education levels and those with the fewest financial difficulties in their households are most likely to be prepared to pay more. For example, those with the highest education levels are more likely to be willing to pay at least 6% more (22% vs. 8% of those who finished education before the age of 16).

Unsurprisingly, those who say that helping people in developing countries is important (55% vs. 19%), and those who agree that individuals could play a role in tackling poverty (63% vs. 37%) are more likely to be prepared to pay more than those who took opposing views. Finally, respondents who say EU aid to developing countries should be increased are more likely to be prepared to pay more (58% and 70%) than those who say aid should not be increased, or should be reduced (30% and 21% respectively).

QB5 Would you be prepared to pay more for groceries or other products from developing countries to support people living in these countries (for instance for fair trade products)?

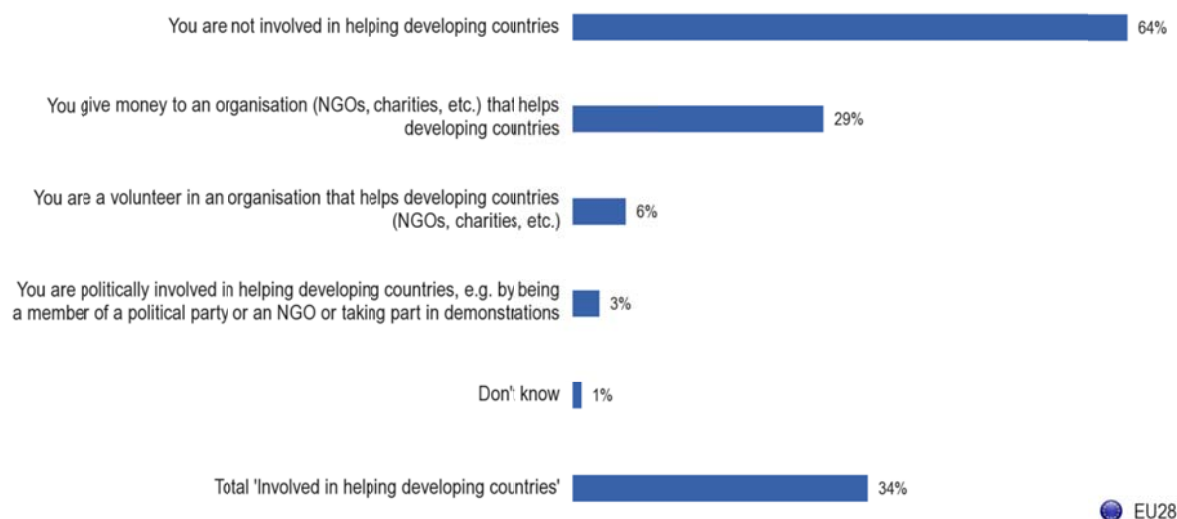
	No, you are not ready to pay more	Yes, you would be ready to pay up to 5% more	Yes, you would be ready to pay 6 to 10% more	Yes, you would be ready to pay more than 10% more	Don't know	Total 'Yes'
EU28	48%	35%	11%	3%	3%	49%
Education (End of)						
15-	60%	29%	6%	2%	3%	37%
16-19	52%	34%	9%	2%	3%	45%
20+	37%	38%	16%	6%	3%	60%
Still studying	37%	40%	16%	4%	3%	60%
Socio-professional category						
Self-employed	44%	33%	14%	6%	3%	53%
Managers	31%	41%	19%	7%	2%	67%
Other white collars	46%	37%	12%	3%	2%	52%
Manual workers	51%	34%	9%	3%	3%	46%
House persons	56%	32%	7%	2%	3%	41%
Un-employed	60%	30%	6%	2%	2%	38%
Retired	52%	33%	9%	3%	3%	45%
Students	38%	40%	15%	4%	3%	59%
Difficulties paying bills						
Most of the time	65%	26%	5%	2%	2%	33%
From time to time	57%	31%	7%	2%	3%	40%
Almost never/ Never	41%	38%	14%	4%	3%	56%
Help developing countries						
Total 'Important'	42%	39%	12%	4%	3%	55%
Total 'Not important'	79%	14%	4%	1%	2%	19%
EU Aid promised to developing countries						
Increase beyond	28%	41%	19%	10%	2%	70%
Increase	39%	42%	13%	3%	3%	58%
Not increase	68%	23%	6%	1%	2%	30%
Reduce	78%	17%	3%	1%	1%	21%
You can play a role in tackling poverty						
Total 'Agree'	35%	42%	16%	5%	2%	63%
Total 'Disagree'	61%	28%	7%	2%	2%	37%

5.3. Personal involvement in helping developing countries

- There are large variations across Member States in the proportions of respondents who are personally involved in helping developing countries –

One-third of respondents say they are personally involved in helping developing countries (34%)⁶, most commonly by donating money to organisations. Relatively few say they volunteer (6%) or are politically involved in helping these countries (3%).

QB7. Regarding your personal involvement in helping developing countries, please let me know which of the following apply to you? (MULTIPLE ANSWERS POSSIBLE)



Respondents in Member States in central and northern parts of the EU are most likely to be personally involved in helping developing countries. The geographic pattern is very similar to the pattern that emerges around the willingness to pay more for groceries or other products from developing countries.






























There are only nine Member States in which a majority of respondents say they are personally involved in helping developing countries, and in each case this involvement is most likely to be donating money.

Respondents in Luxembourg (12%) and the Netherlands and Slovenia (both 10%) are the most likely to volunteer. Sweden is the only country in which at least one in ten respondents (13%) say they are politically involved in helping developing countries.

The proportion of respondents involved in helping developing countries varies widely across the EU – from 69% in the Netherlands and Sweden, to just 5% in Bulgaria and 6% in Romania.

⁶ Please note that due to rounding, the figures do not add up to 100%

QB7 Regarding your personal involvement in helping developing countries, please let me know which of the following apply to you? (MULTIPLE ANSWERS POSSIBLE)

		You are not involved in helping developing countries	You give money to an organisation (NGOs, charities, etc.) that helps developing countries	You are a volunteer in an organisation that helps developing countries (NGOs, charities, etc.)	You are politically involved in helping developing countries, e.g. by being a member of a political party or an NGO or taking part in demonstrations	Don't know	Total 'Involved in helping developing countries'
	EU28	64%	29%	6%	3%	1%	34%
	NL	30%	65%	10%	8%	0%	69%
	SE	31%	65%	7%	13%	1%	69%
	FI	35%	59%	9%	4%	1%	65%
	MT	36%	60%	6%	3%	1%	64%
	LU	37%	56%	12%	4%	1%	62%
	DK	41%	55%	7%	5%	0%	59%
	AT	41%	53%	8%	3%	1%	59%
	IE	42%	54%	6%	2%	0%	58%
	UK	48%	47%	7%	3%	1%	52%
	DE	51%	38%	7%	5%	4%	45%
	BE	57%	36%	7%	3%	1%	42%
	CY	64%	31%	7%	2%	0%	36%
	SI	65%	26%	10%	2%	1%	34%
	ES	70%	24%	6%	4%	0%	30%
	FR	71%	23%	7%	2%	1%	28%
	IT	75%	17%	5%	3%	1%	24%
	CZ	77%	20%	2%	1%	0%	22%
	HR	78%	16%	3%	3%	0%	22%
	SK	76%	19%	3%	1%	2%	22%
	HU	79%	15%	5%	1%	0%	21%
	PL	80%	14%	3%	1%	1%	18%
	EL	83%	13%	3%	2%	0%	17%
	LT	83%	14%	2%	2%	0%	16%
	PT	85%	7%	5%	4%	0%	15%
	LV	89%	8%	3%	0%	1%	10%
	EE	91%	5%	2%	1%	1%	7%
	RO	94%	4%	2%	1%	0%	6%
	BG	93%	3%	1%	0%	3%	5%

Socio-demographic analysis shows a familiar pattern: respondents with the highest education levels, managers, and those with the fewest household financial difficulties are the most likely to be personally involved in helping developing countries. For example, managers are much more likely than people in other occupation groups to be personally involved (51% vs. 24%-38%).

Unsurprisingly, respondents who are prepared to pay more for products from developing countries are much more likely to be personally involved in helping people in developing countries than those who are not willing to do so (52% vs. 16%). The same pattern applies when we compare those who agree that as individuals they could play a role in tackling poverty in developing countries with those who disagree (47% vs. 22%), and those who agree and disagree that tackling poverty in developing countries should be an EU priority (40% vs. 25%).

QB7 Regarding your personal involvement in helping developing countries, please let me know which of the following apply to you. (MULTIPLE ANSWERS POSSIBLE)

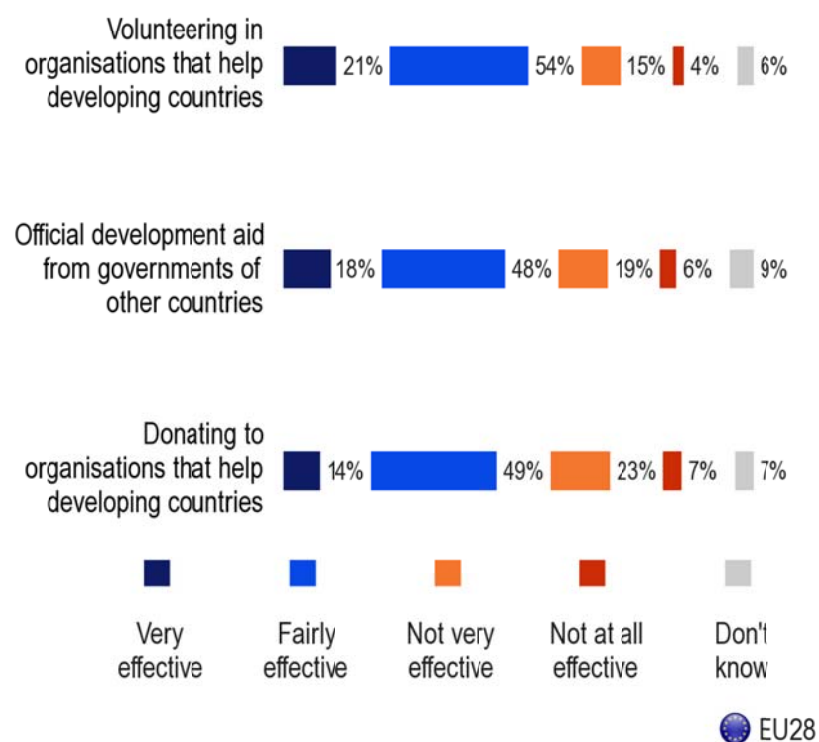
	You give money to an organisation (NGOs, charities, etc.) that helps developing countries	You are a volunteer in an organisation that helps developing countries (NGOs, charities, etc.)	You are politically involved in helping developing countries, e.g. by being a member of a political party or an NGO or taking part in demonstrations	You are not involved in helping developing countries	Don't know	Total 'Involved in helping developing countries'
EU28	29%	6%	3%	64%	1%	34%
Education (End of)						
15-	24%	4%	1%	73%	1%	27%
16-19	27%	5%	3%	67%	1%	32%
20+	38%	8%	5%	54%	2%	44%
Still studying	23%	9%	4%	66%	1%	32%
Socio-professional category						
Self-employed	33%	6%	4%	61%	1%	38%
Managers	44%	9%	5%	48%	2%	51%
Other white collars	30%	5%	4%	64%	1%	36%
Manual workers	24%	5%	2%	69%	2%	29%
House persons	27%	5%	2%	69%	1%	30%
Unemployed	18%	5%	2%	76%	0%	24%
Retired	31%	5%	3%	64%	1%	35%
Students	22%	8%	4%	67%	2%	31%
Difficulties paying bills						
Most of the time	15%	6%	2%	78%	1%	21%
From time to time	19%	5%	2%	75%	1%	24%
Almost never/ Never	36%	6%	4%	58%	1%	41%
Pay products from developing countries						
Total 'Yes'	45%	9%	5%	46%	1%	52%
No	13%	3%	2%	83%	1%	16%
You can play a role in tackling poverty						
Total 'Agree'	40%	9%	5%	52%	1%	47%
Total 'Disagree'	19%	3%	1%	77%	1%	22%
Tackling poverty EU priority						
Total 'Agree'	34%	7%	4%	59%	1%	40%
Total 'Disagree'	21%	4%	2%	74%	1%	25%

6. EFFECTIVENESS OF DIFFERENT TYPES OF ACTION IN REDUCING POVERTY IN DEVELOPING COUNTRIES

- Volunteering is considered the most effective means of helping reduce poverty in developing countries –

Respondents were asked how effective they think a range of measures are in helping reduce poverty in developing countries. Three-quarters say volunteering in organisations that help developing countries is effective, while 66% mention official development aid from governments, and 63% donating to organisations that help developing countries. Respondents are more likely to rate each measure as 'fairly effective' than 'very effective'.

QB9. For each of the following, could you tell me how effective or not you think they are in helping to reduce poverty in developing countries?



The national results presented in the following sections show that a majority of respondents in almost all Member States think donating, volunteering and official aid are effective in helping reduce poverty in developing countries.

6.1. Volunteering in organisations

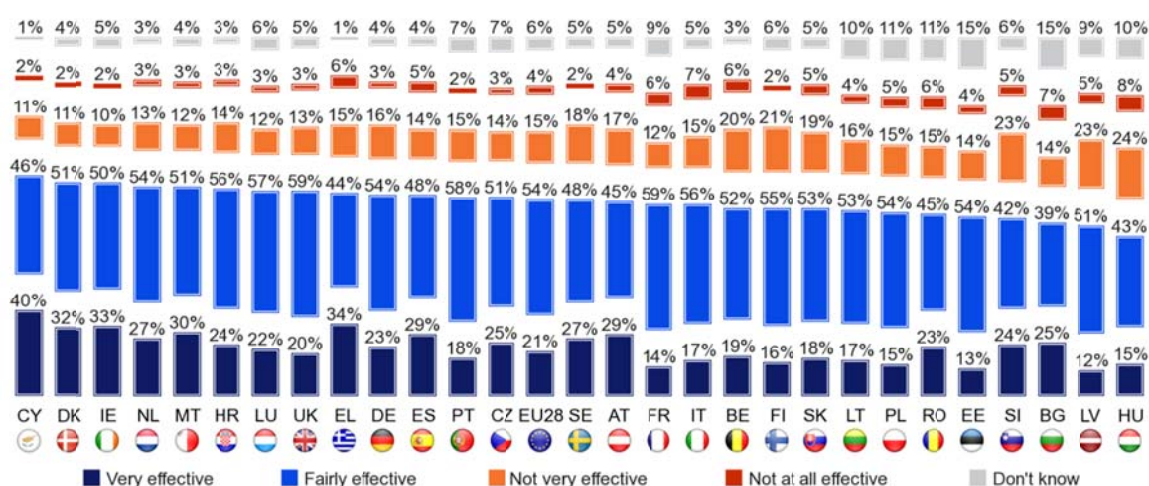
- Three-quarters of respondents think volunteering is effective –

Of the three activities discussed, respondents are most likely to say that volunteering in organisations that help developing countries is effective in helping reduce poverty in these countries (75%); there is a general consensus on this across all Member States. At least one in ten respondents in every Member State think that volunteering is very effective, and in 17 Member States at least one in five agree, most strikingly in Cyprus (40%), Greece (34%) and Ireland (33%).

Respondents in Hungary are the least likely to say volunteering is effective, but even so, at 58% they still represent the majority.

QB9.2. For each of the following, could you tell me how effective or not you think they are in helping to reduce poverty in developing countries?

Volunteering in organisations that help developing countries



6.2. Official development aid from governments

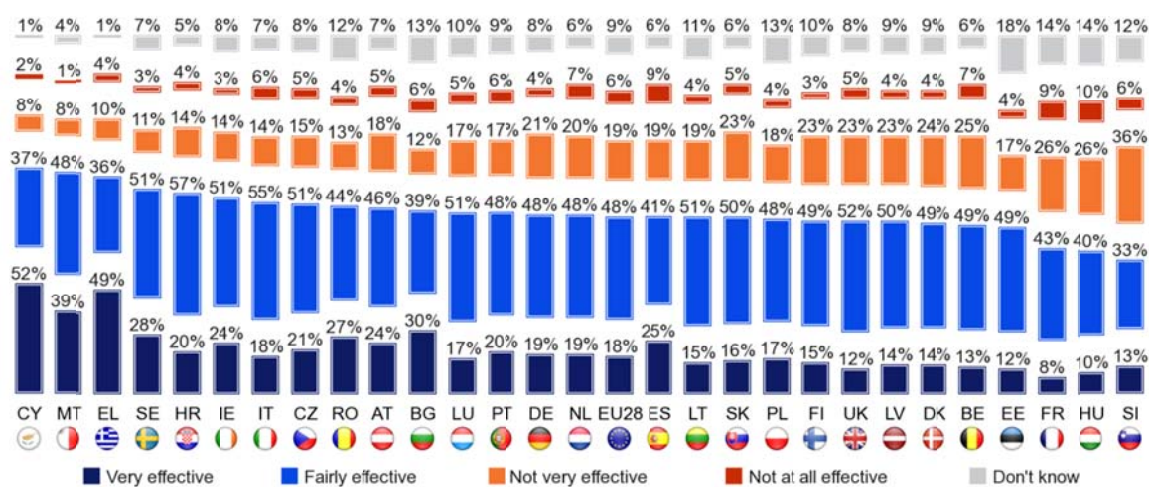
- Two-thirds of respondents believe official development aid is effective -

Almost one in five respondents agree that official development aid from governments is very effective in helping to reduce poverty in developing countries (18%), and overall two-thirds agree to some extent (66%). Respondents in Cyprus and Greece are the most likely to say that official aid is very effective, at 52% and 49% respectively.

At the other end of the scale, Slovenia is the only Member State where fewer than half of respondents think official aid is effective (46%).

QB9.3. For each of the following, could you tell me how effective or not you think they are in helping to reduce poverty in developing countries?

Official development aid from governments of other countries



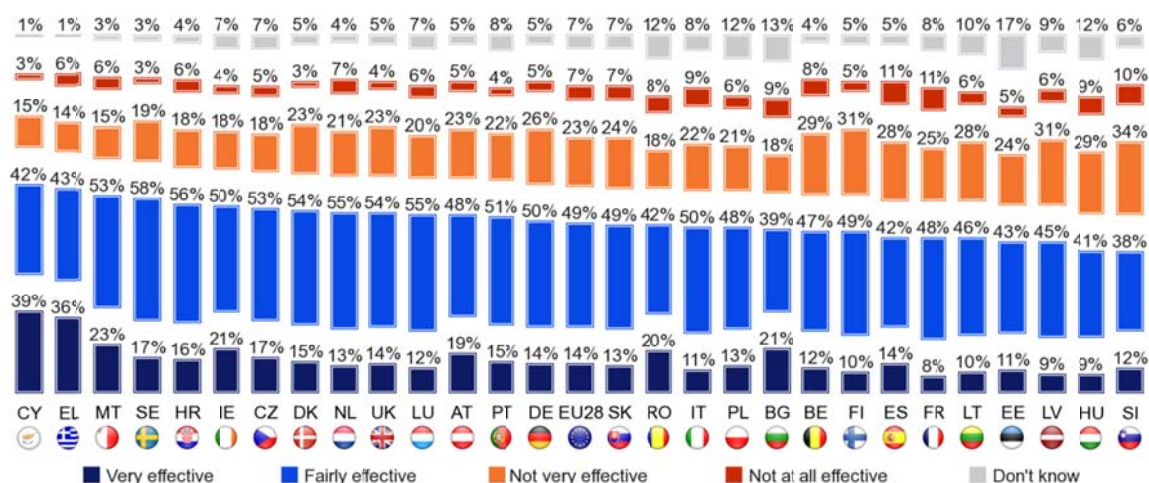
6.3. Donating to organisations

- More than six out of ten respondents think donating to organisations that help developing countries is effective –

At least half of all respondents in each Member State say donating to organisations is effective in helping reduce poverty in developing countries. Respondents in Cyprus (81%), Greece (79%), Malta (76%) and Sweden (75%) are the most likely to say this measure is effective, while those in Hungary and Slovenia are least likely to agree (both 50%). Cyprus and Greece record the highest proportion of respondents who think donating to organisations is very effective in helping reduce poverty in developing countries (39% and 36% respectively).

QB9.1. For each of the following, could you tell me how effective or not you think they are in helping to reduce poverty in developing countries?




Donating to organisations that help developing countries



Once again the socio-demographic analysis shows that education, occupation and household finances are significant factors. The higher the respondents' education level, the more likely they are to think that donating, volunteering or official aid are effective in helping reduce poverty in developing countries. For example, 54% of people with the lowest education levels think donating effective, compared with 66% of those with the highest levels. Managers are the most likely to think donating and volunteering are effective, particularly compared with retired and unemployed people.

The more financial difficulties they experience in their household, the less likely respondents are to see each of these three activities as effective. For instance, people in households with the highest degree of financial difficulty are the least likely to agree that official development aid is effective (61% vs. 66% to 67%).

QB9 For each of the following, could you tell me how effective or not you think they are in helping to reduce poverty in developing countries? (ROTATE)

	Donating to organisations that help developing countries		Volunteering in organisations that help developing countries		Official development aid from governments of other countries	
	Total 'Effective'	Total 'Not effective'	Total 'Effective'	Total 'Not effective'	Total 'Effective'	Total 'Not effective'
EU28	63%	30%	75%	19%	66%	25%
 Education (End of)						
15-	54%	36%	69%	23%	60%	28%
16-19	62%	32%	74%	20%	65%	26%
20+	66%	29%	76%	19%	68%	25%
Still studying	71%	23%	85%	11%	75%	18%
 Socio-professional category						
Self-employed	63%	31%	72%	23%	68%	24%
Managers	70%	26%	80%	16%	70%	24%
Other white collars	66%	29%	77%	18%	70%	23%
Manual workers	61%	32%	73%	21%	65%	25%
House persons	61%	31%	73%	21%	63%	27%
Unemployed	58%	34%	70%	23%	61%	29%
Retired	58%	33%	71%	21%	61%	28%
Students	71%	23%	85%	11%	75%	18%
 Difficulties paying bills						
Most of the time	55%	37%	69%	24%	61%	29%
From time to time	61%	32%	73%	21%	67%	25%
Almost never/ Never	64%	30%	76%	18%	66%	25%

7. KNOWLEDGE AND INFORMATION REGARDING DEVELOPMENT AID AND RELATED ISSUES

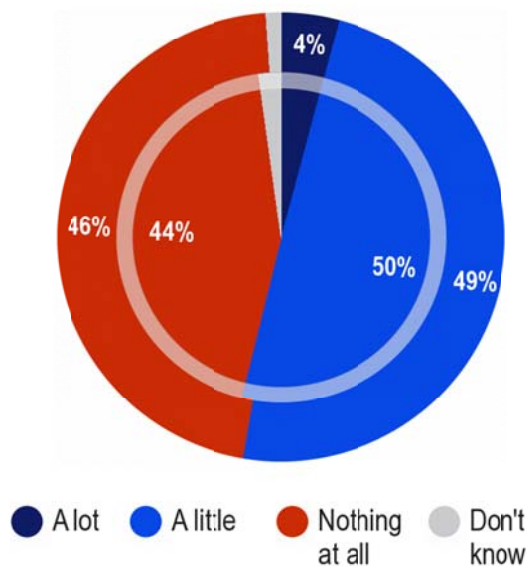
7.1. Knowledge of where national or EU development aid goes

- More Europeans believe they know where national aid goes than where EU aid goes –

Just over half of all respondents feel they know at least a little about where their national development aid goes: 4% feel they know a lot and 49% that they know a little. These levels have remained virtually unchanged since 2012.

Respondents are slightly more likely to feel they know nothing at all about where national development aid goes than in 2012 (+2 percentage points).

QB10. How much do you feel you know about where (NATIONALITY) development aid goes? Would you say that you know...?

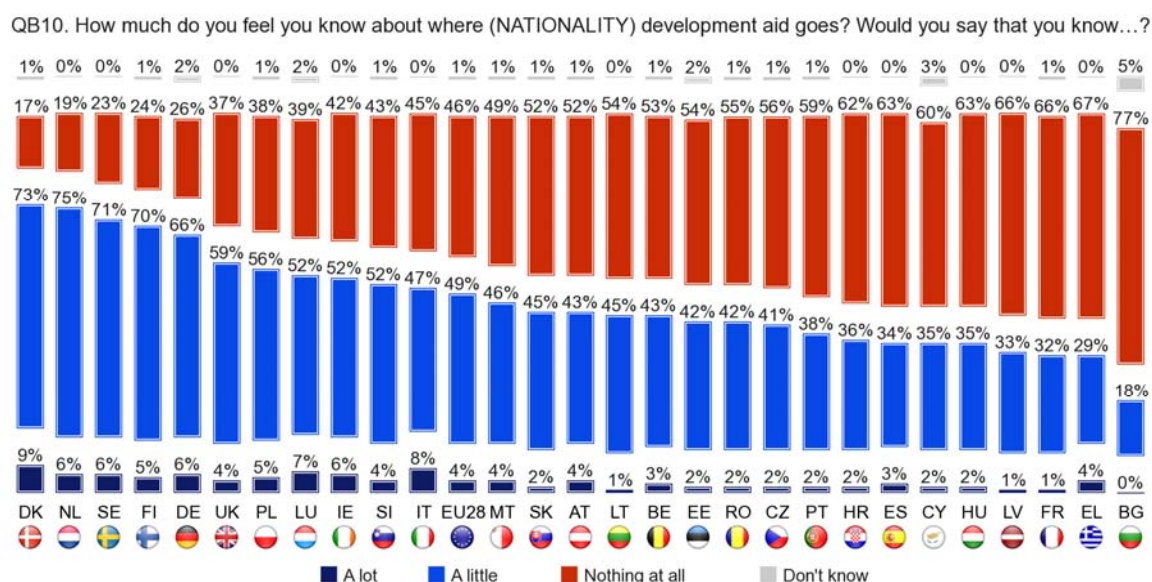


Inner pie : EB77.4 June 2012

Outer pie : EB82.1 Sept. 2014

EU28

The chart below illustrates the wide variation between countries. Respondents are most likely to be aware of where national development aid goes in Denmark (82%), the Netherlands (81%) and Sweden (77%), but these high levels of knowledge are not the norm. In fact, at least half of all respondents in 16 Member States, led by Bulgaria (77%) and Greece (67%), say they know nothing at all about where national development aid goes.
































There have generally been only small changes since 2012 in the proportion of respondents who feel they know a lot about where national development aid goes (1 or 2 percentage points), except in Italy and Ireland (both +4).

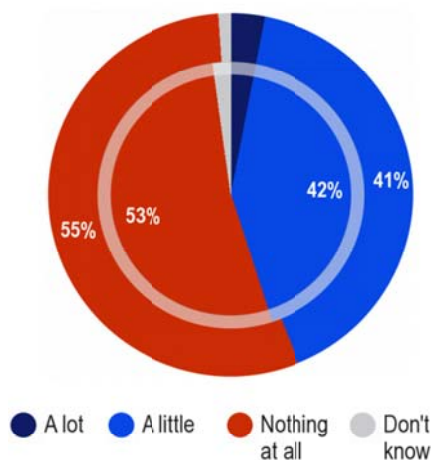
In the current survey, respondents in Lithuania, Hungary and Luxembourg are more likely to say they know a little, and less likely to say they know nothing at all. For example, in Lithuania there is a 9 percentage point increase in the proportion who know a little, and a 7-point decrease in the proportion who know nothing at all. However, the largest increase in knowledge is observed among respondents in Malta, where there is a 2-point rise in those who say they know a lot, and a 12-point rise in those who say they know a little about where their national development aid goes. This shift is predominantly driven by a decline in the proportion who spontaneously answer 'don't know' (1%, down 11 percentage points).

The reverse is observed in Belgium and Bulgaria, where respondents are less likely than in 2012 to say they know a little (both 10 percentage points), and more likely to say they know nothing at all (+10 and +14 respectively). In Romania there is also a notable increase in the proportion who say they know nothing at all (+12), although this is driven by a decrease in the proportion who spontaneously answer 'don't know' (1%, down 11 percentage points).

QB10 How much do you feel you know about where (NATIONALITY) development aid goes?
Would you say that you know...?

		A lot	Diff. EB82.1 - EB77.4	A little	Diff. EB82.1 - EB77.4	Nothing at all	Diff. EB82.1 - EB77.4	Don't know	Diff. EB82.1 - EB77.4
	EU28	4%	=	45%	-1	46%	+2	1%	-1
	LT	1%	-1	45%	+9	54%	-7	0%	-1
	EE	2%	=	42%	+4	54%	-6	2%	+2
	HU	2%	=	35%	+6	63%	-5	0%	-1
	LU	7%	=	52%	+7	39%	-4	2%	-3
	SK	2%	+1	45%	+2	52%	-4	1%	+1
	UK	4%	=	56%	+5	37%	-4	0%	-1
	CZ	2%	=	41%	+3	56%	-3	1%	=
	DK	9%	+2	73%	=	17%	-3	1%	+1
	MT	4%	+2	46%	+12	49%	-3	1%	-11
	PT	2%	=	38%	+5	59%	-2	1%	-3
	IE	6%	+4	52%	+2	42%	-1	0%	-5
	FR	1%	-1	32%	+2	66%	-1	1%	=
	CY	2%	-1	35%	+1	60%	-1	3%	+1
	SE	6%	+1	71%	+1	23%	-1	0%	-1
	IT	8%	+4	47%	-3	45%	+1	0%	-2
	NL	6%	+2	75%	-2	19%	+1	0%	-1
	DE	6%	=	66%	-2	26%	+2	2%	=
	SI	4%	+1	52%	-3	43%	+2	1%	=
	LV	1%	=	33%	-1	66%	+3	0%	-2
	PL	5%	+1	56%	-2	38%	+3	1%	-2
	FI	5%	=	70%	-4	24%	+3	1%	+1
	ES	3%	=	34%	-2	63%	+4	0%	-2
	AT	4%	+1	43%	-4	52%	+5	1%	-2
	EL	4%	+1	25%	-7	67%	+7	0%	-1
	BE	3%	-1	43%	-10	53%	+10	1%	+1
	RO	2%	-1	42%	=	55%	+12	1%	-11
	BG	0%	-1	18%	-10	77%	+14	5%	-3
	HR	2%	NA	36%	NA	62%	NA	0%	NA

QB11. How much do you feel you know about where EU development aid goes? Would you say that you know...?



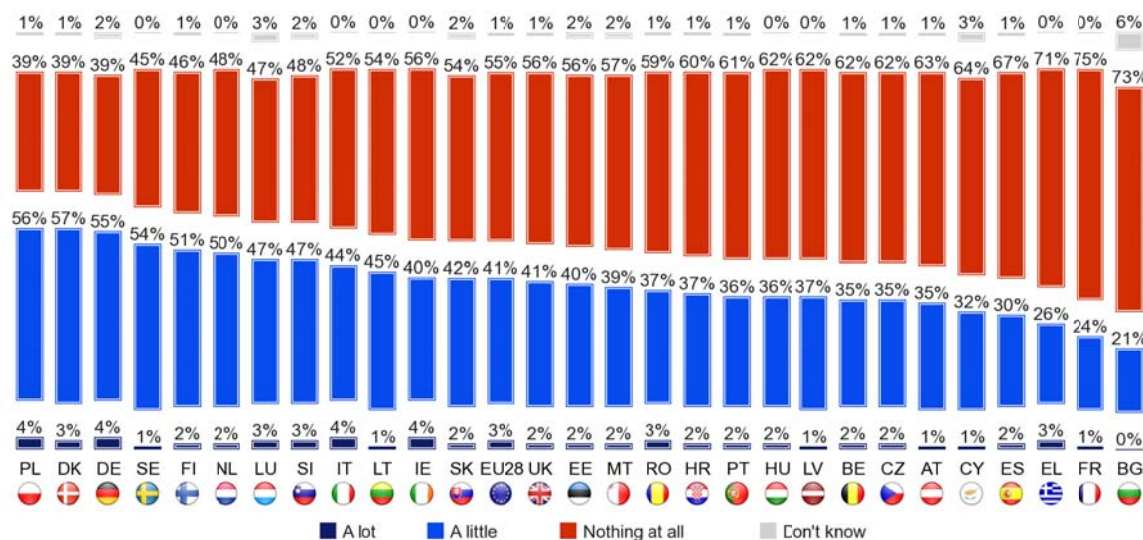
EU28

Respondents are less likely to be aware of where EU aid goes: 55% feel they know nothing at all about this. There have only been slight changes since 2012, with a two percentage point increase in the proportion knowing nothing at all, and a one point decrease in those knowing a little.

Levels of knowledge about where EU development aid goes also vary widely across the EU. Most of this variation is driven by differences in the proportions who know a little and nothing at all, as no more than 4% of respondents in any Member State say that they know a lot about the destination of EU aid.

The majority of respondents in 20 Member States, led by France (75%), Bulgaria (73%) and Greece (71%), know nothing at all about where EU aid goes. This contrasts with Germany, Denmark and Poland, where just 39% of respondents say they know nothing about where EU aid goes.

QB11. How much do you feel you know about where EU development aid goes? Would you say that you know...?
































Since 2012 there has been little change in the proportion of respondents in each Member State who feel they know a lot about where EU development aid goes, with the largest shifts observed in Ireland (+3 percentage points) and Bulgaria (-3).

In fact, respondents in Bulgaria are much less likely to say they know a little (-14 percentage points), and more likely to say they know nothing at all (+18) than they were in 2012. This is also the case in Belgium, where there has been a 9-point decrease in the proportion knowing a little, and a 10-point increase in the proportion knowing nothing at all. There is also a large rise in the proportion saying they know nothing at all (+14) in Romania, but this is primarily driven by a decline in the number of don't knows (-11).

However, there are some notable increases in the extent of knowledge. Respondents in Hungary and Luxembourg, for example, are more likely than in 2012 to say they know a little about where EU aid goes (+8 and +7 percentage points respectively), and less likely to say they know nothing at all (-7 and -5).


QB11 How much do you feel you know about where EU development aid goes?
Would you say that you know...?

		A lot	Diff. EB82.1 - EB77.4	A little	Diff. EB82.1 - EB77.4	Nothing at all	Diff. EB82.1 - EB77.4	Don't know	Diff. EB82.1 - EB77.4
	EU28	3%	=	41%	-1	55%	+2	1%	-1
	HU	2%	=	36%	+8	62%	-7	0%	-1
	DK	3%	+2	57%	+2	39%	-5	1%	+1
	LU	3%	=	47%	+7	47%	-5	3%	-2
	SK	2%	=	42%	+3	54%	-4	2%	+1
	UK	2%	=	41%	+4	56%	-4	1%	=
	SE	1%	=	54%	+3	45%	-2	0%	-1
	EE	2%	=	40%	-1	56%	-1	2%	+2
	PT	2%	-1	36%	+5	61%	-1	1%	-3
	CY	1%	-1	32%	+1	64%	=	3%	=
	NL	2%	+1	50%	+1	48%	=	0%	-2
	CZ	2%	=	35%	-1	62%	+1	1%	=
	DE	4%	=	55%	-1	39%	+1	2%	=
	IE	4%	+3	40%	+1	56%	+1	0%	-5
	LT	1%	-1	45%	=	54%	+2	0%	-1
	ES	2%	=	30%	-2	67%	+3	1%	-1
	PL	4%	-1	56%	=	39%	+3	1%	-2
	FR	1%	-1	24%	-2	75%	+4	0%	-1
	MT	2%	+1	39%	+4	57%	+4	2%	-9
	AT	1%	-2	35%	+1	63%	+5	1%	-4
	SI	3%	=	47%	-6	48%	+6	2%	=
	IT	4%	-2	44%	-3	52%	+7	0%	-2
	LV	1%	-1	37%	-6	62%	+8	0%	-1
	FI	2%	-1	51%	-8	46%	+8	1%	+1
	EL	3%	-1	26%	-7	71%	+9	0%	-1
	BE	2%	-1	35%	-9	62%	+10	1%	=
	RO	3%	-1	37%	-2	59%	+14	1%	-11
	BG	0%	-3	21%	-14	73%	+18	6%	-1
	HR	2%	NA	37%	NA	60%	NA	1%	NA

For both national and EU aid the socio-demographic analysis shows that the main differences can be seen between those who know a little about where aid goes, and those who say they know nothing at all.

The longer respondents have remained in education, the more likely they are to feel they know a little, and the less likely they are to say they know nothing at all about where either national or EU development aid goes. For instance, 37% of those with the lowest education levels know a little about where national aid goes compared to 55% of those with the highest education levels.

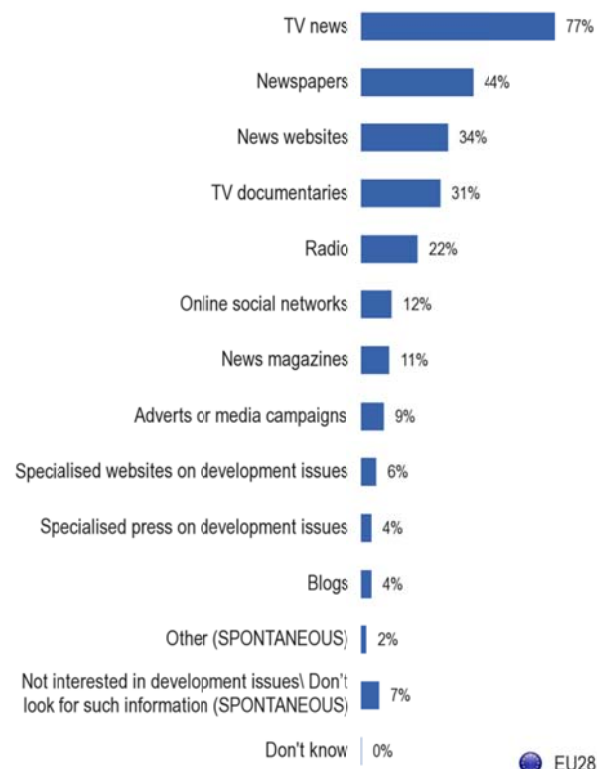
QB10/11 How much do you feel you know about where ... goes? Would you say that you know...?

	(NATIONALITY) development aid			EU development aid		
	A lot	A little	Nothing at all	A lot	A little	Nothing at all
EU28	4%	49%	46%	3%	41%	55%
 Education (End of)						
15-	3%	37%	59%	2%	30%	67%
16-19	3%	50%	46%	2%	42%	55%
20+	6%	55%	38%	4%	46%	49%
Still studying	5%	53%	41%	4%	44%	51%

7.2. Sources of information about development aid

- Most Europeans get their information on development issues from TV news –

QB12. From which sources do you get information related to development issues? (MULTIPLE ANSWERS POSSIBLE)



Respondents are most likely to gather information about development issues from traditional media sources such as TV news programmes (77%) and newspapers (44%), although just over one-third do so from news websites (34%). Respondents are much less likely to mention adverts or media campaigns as a source of information about development issues (9%).

As for digital media sources, news websites are mentioned most frequently (34%), followed at some distance by social networks (12%), specialised websites (6%) and blogs (4%).

This question was last asked in 2011, although some response options have been modified since that time. For the options that can be compared with 2011, respondents are more likely to

mention TV news (+11 percentage points), online social networks (+6), news websites and radio (both +3). However, they are less likely to mention the specialised press (-5) or specialised websites (-12)⁷.

Respondents in Sweden are the most likely to get information on development issues from a number of sources, including newspapers (75%), news websites and TV documentaries (both 56%), radio (44%), online social networks (37%) and adverts or media campaigns (24%). Blogs are most likely to be a source of information in Greece, specialised websites in Luxembourg and the specialised press in the Netherlands.

Respondents are significantly more likely than average to mention news websites in Sweden, Finland, Denmark, Latvia, Estonia, the Netherlands and Slovenia, while respondents in Sweden, Denmark, Finland and the Netherlands are also more likely than average to get information from online social networks.

At least one in five respondents in Sweden (24%), Ireland (22%), Finland, the Netherlands (both 21%) and Denmark (20%) say they get information from adverts or media campaigns – considerably higher than the EU average of 9%.

⁷ In the previous survey the options were specialised websites on development and specialised press on development – the term 'issues' is not used.

QB12 From which sources do you get information related to development issues? (MULTIPLE ANSWERS POSSIBLE)

	TV news	News- papers	News websites	TV documen- taries	Radio	Online social networks	News maga- zines	Adverts or media cam- paigns	Specia- lised websites on develop- ment issues	Speciali- sed press on develop- ment issues	Blogs
EU28	77%	44%	34%	31%	22%	12%	11%	9%	6%	4%	4%
BE	83%	48%	35%	34%	28%	11%	12%	10%	6%	5%	2%
BG	82%	28%	20%	10%	13%	12%	2%	5%	3%	0%	4%
CZ	72%	40%	41%	22%	18%	8%	10%	9%	3%	2%	4%
DK	79%	53%	51%	45%	30%	26%	7%	20%	11%	5%	2%
DE	78%	61%	22%	49%	29%	10%	17%	9%	6%	4%	2%
EE	76%	48%	50%	22%	37%	17%	8%	10%	5%	2%	3%
IE	74%	47%	32%	30%	29%	15%	4%	22%	8%	3%	3%
EL	72%	23%	30%	12%	11%	18%	2%	4%	10%	1%	15%
ES	78%	35%	28%	14%	18%	14%	1%	10%	7%	3%	3%
FR	66%	33%	39%	45%	31%	14%	18%	14%	7%	5%	3%
HR	82%	48%	42%	22%	18%	10%	6%	3%	5%	2%	3%
IT	79%	40%	29%	23%	9%	4%	19%	7%	5%	6%	3%
CY	73%	32%	30%	16%	12%	13%	3%	4%	8%	1%	10%
LV	78%	32%	55%	14%	31%	15%	5%	5%	5%	1%	3%
LT	79%	34%	43%	10%	26%	15%	8%	4%	4%	2%	12%
LU	66%	54%	42%	43%	25%	17%	11%	15%	12%	7%	6%
HU	75%	33%	36%	8%	16%	11%	3%	3%	3%	1%	6%
MT	78%	29%	44%	20%	19%	17%	7%	5%	8%	2%	6%
NL	83%	69%	51%	52%	32%	22%	11%	21%	9%	11%	7%
AT	71%	64%	23%	40%	32%	17%	15%	8%	6%	6%	5%
PL	78%	26%	41%	20%	20%	7%	6%	4%	4%	1%	2%
PT	86%	40%	25%	24%	12%	15%	8%	4%	7%	2%	3%
RO	83%	30%	29%	19%	18%	11%	6%	5%	5%	2%	5%
SI	75%	51%	52%	14%	26%	11%	6%	4%	5%	2%	7%
SK	78%	46%	38%	21%	26%	14%	10%	5%	9%	2%	8%
FI	85%	71%	50%	39%	18%	25%	12%	21%	8%	5%	6%
SE	82%	75%	56%	56%	44%	37%	18%	24%	11%	9%	8%
UK	80%	49%	43%	28%	18%	15%	5%	10%	7%	3%	3%

Highest percentage per country *Lowest percentage per country*
Highest percentage per item *Lowest percentage per item*

Socio-demographic analysis illustrates that the higher the respondents' education level, the more likely they are to mention each source of information. For example, 38% of those with the lowest education levels mention newspapers, compared to 44% of those who have completed their education aged 16 to 19, and 50% of those who have completed their education aged 20 and over. This distinction is also particularly evident when comparing those who get their information from Internet sources – 13% of people with the lowest education levels say they get information from at least one Internet source, compared with 57% of people with the highest education levels.

CONCLUSIONS

This survey has shown that, overall, attitudes towards development and cooperation are more positive than in 2013. 2015, the European Year for Development, will be an important opportunity for the EU to build on this and inform citizens of the development challenges lying ahead, engaging in a debate with them.

In spite of continuing economic uncertainty across the EU, there is strong support for increasing development aid in almost all Member States, even in those where the economic crisis has hit particularly hard, such as Spain and Greece.

Reversing a slight downward trend of recent years, respondents are more likely to think aid to developing countries should be increased. This is further supported by a notable increase in the proportion of Europeans who say helping people in developing countries is very important (+6 percentage points). In addition, most respondents agree not only that helping developing countries should be one of the EU's main priorities, but also that doing so would benefit Europeans and that providing aid is in the EU's own interest.

One in three respondents is actively committed to helping developing countries and shows levels of personal engagement (younger respondents less so than older age groups). Such activities cover political work to help developing countries, donating or volunteering. While this figure is lower than the overall support for development issues, Europeans nonetheless clearly see the merit in donating and volunteering and further agree that official development aid is an effective way to tackle poverty in developing countries. About half of them would also be prepared to pay more for products to support people in developing countries.

As regards priority areas for development, the Ebola and Middle East crises which were on-going at the time of questioning may have influenced respondents in giving high importance to health and peace and security as pressing challenges for developing countries. Many Europeans also cite access to medical care as the main element in leading a life in decent conditions.

For the most part there are no clear geographic clusters of attitudes and opinions about development policy and development assistance. Member States whose respondents are most supportive of the various aspects of development aid are found all across the EU – although Sweden, Cyprus, Portugal, Malta and Croatia feature fairly consistently among those countries where the public is most positive about development-related issues.

In socio-demographic terms, younger respondents, the better educated and those with the fewest financial difficulties are most positive about issues regarding support for developing countries. The results also reveal a pattern to the opinions expressed: people who are positive about the importance of helping people, and believe that aid should be increased, are also more likely to be positive about other aspects of development, such as an individual's ability to influence change. Those who are generally positive about overcoming poverty in the world often see this as an issue that transcends different areas of life: politics, charity and personal behaviour.

ANNEXES

TECHNICAL SPECIFICATIONS

SPECIAL EUROBAROMETER 421

European Year for Development

TECHNICAL SPECIFICATIONS

Between the 13th and the 22nd of September 2014, TNS opinion & social, a consortium created between TNS political & social, TNS UK and TNS opinion, carried out the wave 82.1 of the EUROBAROMETER survey, on request of the EUROPEAN COMMISSION, Directorate-General for Communication, "Strategy, Corporate Communication Actions and Eurobarometer" unit.

The special Eurobarometer 421 is part of wave 82.1 and covers the population of the respective nationalities of the European Union Member States, resident in each of the Member States and aged 15 years and over.

The basic sample design applied in all states is a multi-stage, random (probability) one. In each country, a number of sampling points was drawn with probability proportional to population size (for a total coverage of the country) and to population density.

In order to do so, the sampling points were drawn systematically from each of the "administrative regional units", after stratification by individual unit and type of area. They thus represent the whole territory of the countries surveyed according to the EUROSTAT NUTS II (or equivalent) and according to the distribution of the resident population of the respective nationalities in terms of metropolitan, urban and rural areas. In each of the selected sampling points, a starting address was drawn, at random. Further addresses (every Nth address) were selected by standard "random route" procedures, from the initial address. In each household, the respondent was drawn, at random (following the "closest birthday rule"). All interviews were conducted face-to-face in people's homes and in the appropriate national language. As far as the data capture is concerned, CAPI (*Computer Assisted Personal Interview*) was used in those countries where this technique was available.

For each country a comparison between the sample and the universe was carried out. The Universe description was derived from Eurostat population data or from national statistics offices. For all countries surveyed, a national weighting procedure, using marginal and intercellular weighting, was carried out based on this Universe description. In all countries, gender, age, region and size of locality were introduced in the iteration procedure. For international weighting (i.e. EU averages), TNS Opinion & Social applies the official population figures as provided by EUROSTAT or national statistic offices. The total population figures for input in this post-weighting procedure are listed below.

Readers are reminded that survey results are estimations, the accuracy of which, everything being equal, rests upon the sample size and upon the observed percentage. With samples of about 1,000 interviews, the real percentages vary within the following confidence limits:

Statistical Margins due to the sampling process (at the 95% level of confidence)											
<i>various sample sizes are in rows</i>						<i>various observed results are in columns</i>					
	5%	10%	15%	20%	25%	30%	35%	40%	45%	50%	
	95%	90%	85%	80%	75%	70%	65%	60%	55%	50%	
N=50	6,0	8,3	9,9	11,1	12,0	12,7	13,2	13,6	13,8	13,9	N=50
N=500	1,9	2,6	3,1	3,5	3,8	4,0	4,2	4,3	4,4	4,4	N=500
N=1000	1,4	1,9	2,2	2,5	2,7	2,8	3,0	3,0	3,1	3,1	N=1000
N=1500	1,1	1,5	1,8	2,0	2,2	2,3	2,4	2,5	2,5	2,5	N=1500
N=2000	1,0	1,3	1,6	1,8	1,9	2,0	2,1	2,1	2,2	2,2	N=2000
N=3000	0,8	1,1	1,3	1,4	1,5	1,6	1,7	1,8	1,8	1,8	N=3000
N=4000	0,7	0,9	1,1	1,2	1,3	1,4	1,5	1,5	1,5	1,5	N=4000
N=5000	0,6	0,8	1,0	1,1	1,2	1,3	1,3	1,4	1,4	1,4	N=5000
N=6000	0,6	0,8	0,9	1,0	1,1	1,2	1,2	1,2	1,3	1,3	N=6000
N=7000	0,5	0,7	0,8	0,9	1,0	1,1	1,1	1,1	1,2	1,2	N=7000
N=7500	0,5	0,7	0,8	0,9	1,0	1,0	1,1	1,1	1,1	1,1	N=7500
N=8000	0,5	0,7	0,8	0,9	0,9	1,0	1,0	1,1	1,1	1,1	N=8000
N=9000	0,5	0,6	0,7	0,8	0,9	0,9	1,0	1,0	1,0	1,0	N=9000
N=10000	0,4	0,6	0,7	0,8	0,8	0,9	0,9	1,0	1,0	1,0	N=10000
N=11000	0,4	0,6	0,7	0,7	0,8	0,9	0,9	0,9	0,9	0,9	N=11000
N=12000	0,4	0,5	0,6	0,7	0,8	0,8	0,9	0,9	0,9	0,9	N=12000
N=13000	0,4	0,5	0,6	0,7	0,7	0,8	0,8	0,8	0,9	0,9	N=13000
N=14000	0,4	0,5	0,6	0,7	0,7	0,8	0,8	0,8	0,8	0,8	N=14000
N=15000	0,3	0,5	0,6	0,6	0,7	0,7	0,8	0,8	0,8	0,8	N=15000
	5%	10%	15%	20%	25%	30%	35%	40%	45%	50%	
	95%	90%	85%	80%	75%	70%	65%	60%	55%	50%	

ABBR.	COUNTRIES	INSTITUTES	N° INTERVIEWS	DATES FIELDWORK		POPULATION 15+	PROPORTION EU28
BE	Belgium	TNS Dimarso	1.003	13/09/14	22/09/14	9.263.570	2,18%
BG	Bulgaria	TNS BBSS	1.028	13/09/14	22/09/14	6.294.563	1,48%
CZ	Czech Rep.	TNS Aisa	1.019	13/09/14	22/09/14	8.955.829	2,11%
DK	Denmark	TNS Gallup DK	1.020	13/09/14	22/09/14	4.625.032	1,09%
DE	Germany	TNS Infratest	1.533	13/09/14	22/09/14	71.283.580	16,79%
EE	Estonia	TNS Emor	1.002	13/09/14	22/09/14	1.113.355	0,26%
IE	Ireland	Behaviour & Attitudes	1.037	13/09/14	22/09/14	3.586.829	0,84%
EL	Greece	TNS ICAP	1.018	13/09/14	22/09/14	8.791.499	2,07%
ES	Spain	TNS Spain	1.032	13/09/14	22/09/14	39.506.853	9,31%
FR	France	TNS Sofres	1.026	13/09/14	22/09/14	51.668.700	12,17%
HR	Croatia	HENDAL	1.100	13/09/14	22/09/14	3.625.601	0,85%
IT	Italy	TNS Italia	1.020	13/09/14	22/09/14	51.336.889	12,09%
CY	Rep. Of Cyprus	CYMAR	503	13/09/14	22/09/14	724.084	0,17%
LV	Latvia	TNS Latvia	1.048	13/09/14	22/09/14	1.731.509	0,41%
LT	Lithuania	TNS LT	1.002	13/09/14	22/09/14	2.535.329	0,60%
LU	Luxembourg	TNS ILReS	502	13/09/14	22/09/14	445.806	0,11%
HU	Hungary	TNS Hoffmann	1.044	13/09/14	22/09/14	8.477.933	2,00%
MT	Malta	MISCO	505	13/09/14	22/09/14	360.045	0,08%
NL	Netherlands	TNS NIPO	1.002	13/09/14	22/09/14	13.901.653	3,27%
AT	Austria	ipr Umfrageforschung	1.015	13/09/14	22/09/14	7.232.497	1,70%
PL	Poland	TNS Polska	1.089	13/09/14	22/09/14	32.736.685	7,71%
PT	Portugal	TNS Portugal	1.016	13/09/14	22/09/14	8.512.269	2,01%
RO	Romania	TNS CSOP	1.050	13/09/14	22/09/14	16.880.465	3,98%
SI	Slovenia	RM PLUS	1.047	13/09/14	22/09/14	1.760.726	0,41%
SK	Slovakia	TNS Slovakia	1.007	13/09/14	22/09/14	4.580.260	1,08%
FI	Finland	TNS Gallup Oy	1.028	13/09/14	22/09/14	4.511.446	1,06%
SE	Sweden	TNS Sifo	1.011	13/09/14	22/09/14	7.944.034	1,87%
UK	United Kingdom	TNS UK	1.343	13/09/14	22/09/14	52.104.731	12,27%
TOTAL EU28			28.050	13/09/14	22/09/14	424.491.772	100%*

* It should be noted that the total percentage shown in this table may exceed 100% due to rounding

QUESTIONNAIRE

B. EU DEVELOPMENT AID 2014

The EU provides development aid to assist certain countries outside the EU in their fight against poverty and in their development. EU development aid consists of the aid provided by both the European Commission and the Governments of the EU Member States.

QB1 In your opinion, is it very important, fairly important, not very important or not at all important to help people in developing countries?

(ONE ANSWER ONLY)

Very important	1
Fairly important	2
Not very important	3
Not at all important	4
DK	5

EB79.4 QB1

QB2 2015 will be the European Year for Development. Did you know this before this interview?

(ONE ANSWER ONLY)

Yes	1
No	2
DK	3

NEW

QB3: ROTATE CODES 1 TO 15

QB3: MAX. 3 ANSWERS

QB3: CODE 17 IS ECLUSIVE

QB3 Which of the following challenges do you consider as the most pressing for the future of developing countries?

(SHOW SCREEN – READ OUT – MAX. 3 ANSWERS)

Food security and agriculture (M)	1,
Health	2,
Education	3,
Employment	4,
Gender equality	5,
Migration (N)	6,
Trade	7,
Water and sanitation	8,
Peace and security	9,
Environmental protection and biodiversity (M)	10,
Climate change (N)	11,
Democracy and human rights	12,
Energy	13,
Economic growth	14,
Social inequality (M)	15,
Other (SP.)	16,
DK	17

NEW (BASED ON EB79.4 QB6)

QB4 The EU (the European Commission and Member States) has promised to increase the level of its aid to developing countries. Given the current economic situation, which of the following statements best describes your opinion?

(READ OUT – ONE ANSWER ONLY)

We should increase aid to developing countries beyond what is already promised	1
We should keep our promise to increase aid to developing countries	2
We should not increase aid to developing countries even though it has been promised	3
We should reduce aid to developing countries as we can no longer afford it	4
DK	5

EB79.4 QB2

QB5 Would you be prepared to pay more for groceries or other products from developing countries to support people living in these countries (for instance for fair trade products)?

(READ OUT – ONE ANSWER ONLY)

No, you are not ready to pay more	1
Yes, you would be ready to pay up to 5% more	2
Yes, you would be ready to pay 6 to 10% more	3
Yes, you would be ready to pay more than 10% more	4
DK	5

EB79.4 QB4

QB6: ROTATE ITEMS 1 TO 7

QB6 To what extent do you agree or disagree with each of the following statements regarding tackling poverty in developing countries?(M)

(SHOW SCREEN – READ OUT – ONE ANSWER PER LINE)

		Totally agree	Tend to agree	Tend to disagree	Totally disagree	DK
1	As an individual, you can play a role in tackling poverty in developing countries	1	2	3	4	5
2	Tackling poverty in developing countries should be one of the main priorities of the EU	1	2	3	4	5
3	Tackling poverty in developing countries should be one of the main priorities of the (NATIONALITY) Government	1	2	3	4	5
4	Tackling poverty in developing countries has a positive influence on EU citizens as well	1	2	3	4	5
5	Tackling poverty in developing countries is also in the EU's own interest (e.g. by creating trade opportunities or better access to energy and raw materials) (N)	1	2	3	4	5
6	Tackling poverty in developing countries is a moral obligation for the EU (N)	1	2	3	4	5
7	Aid for developing countries contributes to a more peaceful and equal world (N)	1	2	3	4	5

EB79.4 QB8 TREND MODIFIED

QB7: CODE 4 IS EXCLUSIVE

QB7: CODE 5 IS EXCLUSIVE

QB7 Regarding your personal involvement in helping developing countries, please let me know which of the following apply to you?

(SHOW SCREEN – READ OUT – MULTIPLE ANSWERS POSSIBLE)

You are politically involved in helping developing countries, e.g. by being a member of a political party or an NGO or taking part in demonstrations	1,
You are a volunteer in an organisation that helps developing countries (NGOs, charities, etc.)	2,
You give money to an organisation (NGOs, charities, etc.) that helps developing countries	3,
You are not involved in helping developing countries	4
DK	5

NEW

QB8: ROTATE CODES 1 TO 12

QB8: MAX. 5 ANSWERS

QB8: CODE 14 IS EXCLUSIVE

QB8 Which of the following elements do you consider to be the most important ones for leading a life in decent conditions?

(SHOW SCREEN – READ OUT – MAX. 5 ANSWERS)

Having a place to live that is well maintained	1,
Having a job	2,
Eating at least one hot meal a day	3,
Living in a democracy	4,
Living in a country with a functioning justice system	5,
Living in a country where there are equal chances for all	6,
Having access to medical care when you need it	7,
Living in a country where human rights are respected	8,
Having access to leisure and cultural activities	9,
Having access to drinking water, sanitation and energy	10,
Living in a country where all citizens benefit from social security	11,
Having access to means of modern communication, such as a telephone or the Internet	12,
Other (SP.)	13,
DK	14

NEW

QB9: ROTATE ITEMS 1 TO 3

QB9 For each of the following, could you tell me how effective or not you think they are in helping to reduce poverty in developing countries?

(SHOW SCREEN – READ OUT – ONE ANSWER PER LINE)

		Very effective	Fairly effective	Not very effective	Not at all effective	DK
1	Donating to organisations that help developing countries	1	2	3	4	5
2	Volunteering in organisations that help developing countries	1	2	3	4	5
3	Official development aid from governments of other countries	1	2	3	4	5

NEW

QB10 How much do you feel you know about where (NATIONALITY) development aid goes? Would you say that you know...?

(READ OUT – ONE ANSWER ONLY)

A lot	1
A little	2
Nothing at all	3
DK	4

EB77.4 QA10

QB11 How much do you feel you know about where EU development aid goes? Would you say that you know...?

(READ OUT – ONE ANSWER ONLY)

A lot	1
A little	2
Nothing at all	3
DK	4

EB77.4 QA11

QB12: CODE 13 IS EXCLUSIVE

QB12: CODE 14 IS EXCLUSIVE

QB12 From which sources do you get information related to development issues? (M)

(SHOW SCREEN – READ OUT – MULTIPLE ANSWERS POSSIBLE)

TELEVISION	
TV news	1,
TV documentaries	2,
Radio	3,
PRESS	
Newspapers (M)	4,
News magazines (M)	5,
Specialised press on development issues	6,
THE INTERNET	
News websites	7,
Specialised websites on development issues	8,
Blogs (M)	9,
Online social networks	10,
Adverts or media campaigns (N)	11,
Other (SP.)	12,
Not interested in development issues/ Don't look for such information (SP.)	13

DK	14
----	----






























EB76.1 QD8 TREND MODIFIED

TABLES

QB1. Selon vous, est-il très important, plutôt important, pas très important ou pas du tout important d'aider les populations des pays en développement ?

QB1. In your opinion, is it very important, fairly important, not very important or not at all important to help people in developing countries?






























QB1. Ist es Ihrer Meinung nach sehr wichtig, eher wichtig, nicht sehr wichtig oder überhaupt nicht wichtig, den Menschen in Entwicklungsländern zu helfen?

	%	Très important		Plutôt important		Pas très important		Pas du tout important		NSP		Total 'Important'		Total 'Pas important'	
		Very important		Fairly important		Not very important		Not at all important		DK		Total 'Important'		Total 'Not important'	
		Sehr wichtig		Eher wichtig		Nicht sehr wichtig		Überhaupt nicht wichtig		WN		Gesamt 'Wichtig'		Gesamt 'Nicht wichtig'	
		EB 82.1	Diff. EB 79.4	EB 82.1	Diff. EB 79.4	EB 82.1	Diff. EB 79.4	EB 82.1	Diff. EB 79.4	EB 82.1	Diff. EB 79.4	EB 82.1	Diff. EB 79.4	EB 82.1	Diff. EB 79.4
 EU 28		37	6	48	-4	10	-2	3	0	2	0	85	2	13	-2
 BE		34	6	50	-2	11	-5	4	0	1	1	84	4	15	-5
 BG		29	4	45	-2	11	-2	7	0	8	0	74	2	18	-2
 CZ		20	-2	59	-1	15	3	4	1	2	-1	79	-3	19	4
 DK		42	5	43	-5	11	-2	3	2	1	0	85	0	14	0
 DE		46	5	45	-3	6	-1	2	0	1	-1	91	2	8	-1
 EE		17	3	54	0	17	-5	7	-1	5	3	71	3	24	-6
 IE		56	15	31	-13	9	-1	3	0	1	-1	87	2	12	-1
 EL		42	21	43	-13	10	-8	5	1	0	-1	85	8	15	-7
 ES		46	12	44	-6	7	-4	2	0	1	-2	90	6	9	-4
 FR		32	7	46	-5	15	-2	6	0	1	0	78	2	21	-2
 HR		38	-5	49	-1	10	5	2	1	1	0	87	-6	12	6
 IT		26	6	54	-4	12	-3	5	2	3	-1	80	2	17	-1
 CY		64	15	30	-4	3	-7	2	-4	1	0	94	11	5	-11
 LV		23	2	54	-1	15	-2	5	1	3	0	77	1	20	-1
 LT		24	-2	53	-2	14	1	7	4	2	-1	77	-4	21	5
 LU		51	14	40	-12	7	-1	2	0	0	-1	91	2	9	-1
 HU		27	12	53	2	12	-10	6	-2	2	-2	80	14	18	-12
 MT		44	9	48	-2	5	-6	2	-1	1	0	92	7	7	-7
 NL		46	15	42	-9	9	-5	3	-1	0	0	88	6	12	-6
 AT		40	21	47	-16	8	-5	4	1	1	-1	87	5	12	-4
 PL		29	5	59	-6	6	-1	2	1	4	1	88	-1	8	0
 PT		30	9	63	-2	5	-4	1	-2	1	-1	93	7	6	-6
 RO		34	-4	50	3	10	3	5	2	1	-4	84	-1	15	5
 SI		34	7	43	-1	16	-4	5	-2	2	0	77	6	21	-6
 SK		24	8	55	-6	13	-1	5	-2	3	1	79	2	18	-3
 FI		34	2	51	-2	10	-1	4	0	1	1	85	0	14	-1
 SE		74	12	23	-10	3	0	0	-1	0	-1	97	2	3	-1
 UK		39	4	43	-3	11	-1	5	-1	2	1	82	1	16	-2

QB2. 2015 sera l'Année européenne du développement. Le saviez-vous avant cet entretien ?

QB2. 2015 will be the European Year for Development. Did you know this before this interview?






























QB2. 2015 wird das Europäische Jahr der Entwicklung. War Ihnen das vor dieser Umfrage bekannt?

		Oui	Non	NSP
		Yes	No	DK
		Ja	Nein	WN
		EB 82.1	EB 82.1	EB 82.1
 EU 28		12	87	1
 BE		8	92	0
 BG		10	89	1
 CZ		7	92	1
 DK		11	89	0
 DE		10	89	1
 EE		17	81	2
 IE		11	89	0
 FI		19	81	0
 ES		11	89	0
 FR		11	89	0
 HR		20	80	0
 IT		21	78	1
 CY		14	86	0
 LV		21	79	0
 LT		22	77	1
 LU		11	89	0
 HU		24	76	0
 MT		21	79	0
 NL		12	88	0
 AT		11	88	1
 PL		11	88	1
 PT		19	81	0
 RO		20	79	1
 SI		17	83	0
 SK		10	89	1
 FI		11	89	0
 SE		8	92	0
 UK		8	92	0

QB3. Selon vous, parmi les enjeux suivants, lesquels sont les plus urgents pour l'avenir des pays en développement ?
(ROTATION – MAX. 3 REPONSES)

QB3. Which of the following challenges do you consider as the most pressing for the future of developing countries? (ROTATE – MAX. 3 ANSWERS)




























QB3. Welche der folgenden sind Ihrer Meinung nach die drängendsten Herausforderungen für die Zukunft von Entwicklungsländern? (ROTIEREN - MAX. 3 NENNUNGEN)

		La sécurité alimentaire et l'agriculture	La santé	L'éducation	L'emploi	L'égalité des sexes	Les questions liées aux migrations	Le commerce	L'eau et l'assainissement
		Food security and agriculture	Health	Education	Employment	Gender equality	Migration	Trade	Water and sanitation
		Ernährungssicherung und Landwirtschaft	Gesundheit	Bildung	Beschäftigung	Gleichberechtigung der Geschlechter	Migration	Handel	Wasser und Abwassersystem
%		EB 82.1	EB 82.1	EB 82.1	EB 82.1	EB 82.1	EB 82.1	EB 82.1	EB 82.1
	EU 28	25	39	34	29	6	7	4	30
	BE	19	45	43	23	4	6	5	34
	BG	13	40	25	40	3	10	4	22
	CZ	36	34	29	24	7	13	3	37
	DK	13	35	51	14	11	3	6	28
	DE	47	25	32	15	9	3	2	38
	EE	32	38	33	26	3	3	3	32
	IE	22	47	44	25	8	4	5	42
	EL	15	53	29	35	3	6	8	27
	ES	22	45	43	38	5	4	2	32
	FR	19	45	37	28	6	8	3	32
	HR	17	28	34	60	5	2	5	9
	IT	12	31	23	48	6	20	8	19
	CY	9	46	38	35	3	5	11	31
	LV	19	53	27	34	1	9	5	15
	LT	24	44	29	18	3	8	6	18
	LU	20	48	49	22	5	4	3	39
	HU	29	42	19	24	5	6	4	36
	MT	10	49	50	38	9	6	6	22
	NL	18	44	50	15	8	2	4	32
	AT	41	30	27	14	8	5	5	44
	PL	16	43	24	42	4	3	5	14
	PT	14	57	28	51	3	1	4	25
	RO	19	51	38	46	4	4	7	13
	SI	18	29	28	42	3	2	3	24
	SK	35	41	30	33	3	3	4	29
	FI	33	43	41	13	14	1	2	34
	SE	10	24	53	11	11	1	3	43
	UK	26	43	39	17	5	7	5	42

QB3. Selon vous, parmi les enjeux suivants, lesquels sont les plus urgents pour l'avenir des pays en développement ? (ROTATION – MAX. 3 REPONSES)

QB3. Which of the following challenges do you consider as the most pressing for the future of developing countries? (ROTATE – MAX. 3 ANSWERS)
















QB3. Welche der folgenden sind Ihrer Meinung nach die drängendsten Herausforderungen für die Zukunft von Entwicklungsländern? (ROTIEREN - MAX. 3 NENNUNGEN)

%		La paix et la sécurité	La protection de l'environnement et la biodiversité	Le changement climatique	La démocratie et les droits de l'homme	L'énergie	La croissance économique	Les inégalités sociales
		Peace and security	Environmental protection and biodiversity	Climate change	Democracy and human rights	Energy	Economic growth	Social inequality
		Frieden und Sicherheit	Umweltschutz und Artenvielfalt	Klimawandel	Demokratie und Menschenrechte	Energie	Wirtschaftswachstum	Soziale Ungleichheit
		EB 82.1	EB 82.1	EB 82.1	EB 82.1	EB 82.1	EB 82.1	EB 82.1
 EU 28		36	7	6	25	6	20	11
 BE		42	6	8	23	4	16	12
 BG		28	8	5	15	10	37	21
 CZ		36	8	6	20	6	15	13
 DK		43	5	10	38	3	19	9
 DE		45	6	8	37	4	12	10
 EE		42	6	2	16	6	18	10
 IE		28	4	6	26	5	14	9
 EL		31	7	3	20	8	38	9
 ES		25	4	3	21	4	22	14
 FR		38	10	6	23	7	14	13
 HR		27	6	6	21	8	41	11
 IT		30	5	5	25	8	34	10
 CY		28	6	2	21	4	46	5
 LV		44	7	3	11	8	30	18
 LT		39	7	3	17	10	40	17
 LU		37	5	5	28	6	9	7
 HU		36	11	6	16	9	28	11
 MT		36	4	5	23	11	14	4
 NL		50	5	4	31	2	16	9
 AT		37	9	10	24	6	13	12
 PL		44	10	3	18	10	23	12
 PT		35	4	3	18	5	24	18
 RO		23	9	4	19	7	31	7
 SI		36	6	5	12	7	38	10
 SK		44	8	4	17	5	16	11
 FI		47	5	5	29	4	5	11
SE		50	5	8	54	2	13	8
UK		29	4	7	21	7	16	7

QB3. Selon vous, parmi les enjeux suivants, lesquels sont les plus urgents pour l'avenir des pays en développement ?
(ROTATION – MAX. 3 REPONSES)

QB3. Which of the following challenges do you consider as the most pressing for the future of developing countries?
(ROTATE – MAX. 3 ANSWERS)






























QB3. Welche der folgenden sind Ihrer Meinung nach die drängendsten Herausforderungen für die Zukunft von Entwicklungsländern? (ROTIEREN - MAX. 3 NENNUNGEN)

		Autre (SP.)	NSP
		Other (SP.)	DK
		Sonstige (SP.)	WN
%		EB 82.1	EB 82.1
 EU 28		1	1
 BE		0	0
 BG		0	2
 CZ		1	0
 DK		1	1
 DE		0	1
 EE		1	4
 IE		1	1
 EL		1	0
 ES		2	0
 FR		0	1
 HR		0	0
 IT		0	1
 CY		0	0
 LV		0	1
 LT		0	2
 LU		3	0
 HU		2	0
 MT		1	1
 NL		1	0
 AT		4	1
 PL		1	3
 PT		1	0
 RO		1	0
 SI		3	1
 SK		0	1
 FI		1	1
 SE		0	0
 UK		1	2

QB4. L'UE (la Commission européenne et les Etats membres) a promis d'accroître l'aide qu'elle fournit aux pays en développement. Au vu de la situation économique actuelle, laquelle des propositions suivantes se rapproche le plus de votre opinion ?

QB4. The EU (the European Commission and Member States) has promised to increase the level of its aid to developing countries. Given the current economic situation, which of the following statements best describes your opinion?





























QB4. Die EU (die Europäische Kommission und die Mitgliedstaaten) hat versprochen, ihre Hilfsmittel für Entwicklungsländer zu erhöhen. Welche der folgenden Aussagen entspricht angesichts der aktuellen wirtschaftlichen Lage am ehesten Ihrer Meinung?

		Nous devrions accroître l'aide européenne aux pays en développement au-delà de ce qui a déjà été promis		Nous devrions tenir notre promesse d'accroître l'aide aux pays en développement		Nous ne devrions pas accroître l'aide aux pays en développement, même si cela a été promis		Nous devrions réduire l'aide aux pays en développement car nous ne sommes plus capables de l'assumer		NSP	
		We should increase aid to developing countries beyond what is already promised		We should keep our promise to increase aid to developing countries		We should not increase aid to developing countries even though it has been promised		We should reduce aid to developing countries as we can no longer afford it		DK	
		Wir sollten die Entwicklungshilfe für die Entwicklungsländer stärker erhöhen als bisher versprochen		Wir sollten unser Versprechen halten, die Hilfsmittel für Entwicklungsländer zu erhöhen		Wir sollten die Entwicklungshilfe für die Entwicklungsländer nicht erhöhen, auch wenn dies versprochen wurde		Wir sollten die Entwicklungshilfe für die Entwicklungsländer verringern, da wir sie uns nicht mehr leisten können		WN	
%		EB 82.1	Diff. EB 79.4	EB 82.1	Diff. EB 79.4	EB 82.1	Diff. EB 79.4	EB 82.1	Diff. EB 79.4	EB 82.1	Diff. EB 79.4
	EU 28	15	4	52	2	14	-2	15	-3	4	-1
	BE	14	2	53	4	17	-4	15	-3	1	1
	BG	4	-3	31	8	28	4	27	-6	10	-3
	CZ	7	0	56	4	13	-3	21	0	3	-1
	DK	11	3	60	-4	13	1	13	-2	3	2
	DE	13	4	62	6	14	-4	7	-4	4	-2
	EE	9	2	52	11	10	-11	21	-6	8	4
	IE	13	0	55	12	16	-2	15	-7	1	-3
	EL	14	5	46	9	20	-3	19	-8	1	-3
	ES	26	11	43	-4	14	0	13	-6	4	-1
	FR	18	6	51	-1	8	-3	20	-3	3	1
	HR	16	-10	64	4	8	2	11	5	1	-1
	IT	16	5	39	-6	20	-1	21	3	4	-1
	CY	22	12	48	16	10	-14	18	-14	2	0
	LV	13	-2	52	7	12	-2	20	0	3	-3
	LT	8	1	49	1	16	-1	23	3	4	-4
	LU	17	8	61	-2	9	-2	11	-4	2	0
	HU	14	5	54	12	18	-5	13	-10	1	-2
	MT	13	1	54	5	13	-5	16	1	4	-2
	NL	10	6	59	12	15	-7	14	-11	2	0
	AT	22	4	58	2	9	-1	9	-6	2	1
	PL	11	0	57	-1	13	-1	8	-1	11	3
	PT	20	6	50	4	14	-3	10	-4	6	-3
	RO	18	-5	49	6	12	2	17	5	4	-8
	SI	21	7	48	8	10	-8	18	-7	3	0
	SK	9	2	54	2	14	0	19	-3	4	-1
	FI	6	3	57	10	17	-11	18	-2	2	0
	SE	14	4	75	4	6	-6	4	-1	1	-1
	UK	13	3	54	4	11	-2	19	-4	3	-1

QB5. Seriez-vous prêt(e) à payer plus pour des aliments ou d'autres produits provenant de pays en développement, afin d'aider les personnes qui habitent dans ces pays (par ex. pour des produits issus du commerce équitable) ?

QB5. Would you be prepared to pay more for groceries or other products from developing countries to support people living in these countries (for instance for fair trade products)?

QB5. Wären Sie bereit, mehr Geld für Lebensmittel oder andere Produkte aus Entwicklungsländern zu bezahlen, um die dort lebenden Menschen zu unterstützen (z. B. für fair gehandelte Produkte)?

	%	Non, vous n'êtes pas prêt(e) à payer plus		Oui, vous seriez prêt(e) à payer 5% de plus		Oui, vous seriez prêt(e) à payer de 6 à 10% de plus		Oui, vous seriez prêt(e) à payer plus de 10% de plus		NSP		Total 'Oui'	
		No, you are not ready to pay more		Yes, you would be ready to pay up to 5% more		Yes, you would be ready to pay 6 to 10% more		Yes, you would be ready to pay more than 10% more		DK		Total 'Yes'	
		Nein, Sie wären nicht bereit, mehr zu bezahlen		Ja, Sie wären bereit, bis zu 5 % mehr zu bezahlen		Ja, Sie wären bereit, zwischen 6 % und 10 % mehr zu bezahlen		Ja, Sie wären bereit, mehr als 10 % mehr zu bezahlen		WN		Gesamt 'Ja'	
		EB 82.1	Diff. EB 79.4	EB 82.1	Diff. EB 79.4	EB 82.1	Diff. EB 79.4	EB 82.1	Diff. EB 79.4	EB 82.1	Diff. EB 79.4	EB 82.1	Diff. EB 79.4
 EU 28		48	1	35	1	11	1	3	-1	3	-2	49	1
 BE		39	0	41	-3	14	2	4	0	2	1	59	-1
 BG		76	6	16	-3	2	0	0	0	6	-3	18	-3
 CZ		63	3	28	-1	7	1	1	0	1	-3	36	0
 DK		35	-1	37	0	17	0	8	0	3	1	62	0
 DE		26	-4	40	2	24	3	6	-2	4	1	70	3
 EE		61	-6	27	3	6	0	2	1	4	2	35	4
 IE		47	1	41	7	8	-2	3	0	1	-6	52	5
 EL		57	-5	32	2	7	2	3	2	1	-1	42	6
 ES		52	0	35	2	8	1	2	0	3	-3	45	3
 FR		46	-5	38	3	10	1	4	1	2	0	52	5
 HR		51	15	40	-1	6	-7	2	-4	1	-3	48	-12
 IT		64	12	28	-3	4	-4	1	0	3	-5	33	-7
 CY		39	-6	44	5	11	4	3	3	3	-6	58	12
 LV		72	2	24	0	2	0	1	0	1	-2	27	0
 LT		69	3	27	1	2	-1	1	1	1	-4	30	1
 LU		24	-1	47	-2	18	3	10	0	1	0	75	1
 HU		71	5	23	-2	4	0	1	0	1	-3	28	-2
 MT		54	-1	36	2	5	2	1	0	4	-3	42	4
 NL		22	-4	43	0	24	3	10	2	1	-1	77	5
 AT		32	-5	35	-6	18	4	13	10	2	-3	66	8
 PL		66	5	26	-4	2	-1	1	0	5	0	29	-5
 PT		81	3	14	-1	4	2	0	-1	1	-3	18	0
 RO		72	12	22	-2	3	1	1	-1	2	-10	26	-2
 SI		60	-2	32	6	5	-3	1	-1	2	0	38	2
 SK		65	1	26	-1	4	0	2	2	3	-2	32	1
 FI		32	2	49	-2	15	1	3	-2	1	1	67	-3
 SE		17	0	33	-1	31	3	18	0	1	-2	82	2
UK		38	1	46	3	11	-1	3	-2	2	-1	60	0

QB6.1. Dans quelle mesure êtes-vous d'accord ou pas d'accord avec chacune des propositions suivantes concernant la lutte contre la pauvreté dans les pays en développement ? (ROTATION)






























En tant qu'individu, vous pouvez jouer un rôle dans la lutte contre la pauvreté dans les pays en développement

QB6.1. To what extent do you agree or disagree with each of the following statements regarding tackling poverty in developing countries? (ROTATE)

As an individual, you can play a role in tackling poverty in developing countries

QB6.1. Inwieweit stimmen Sie jeder der folgenden Aussagen zur Armutsbekämpfung in Entwicklungsländern zu oder nicht zu? (ROTIEREN)

Als Einzelperson können Sie eine Rolle bei der Bekämpfung von Armut in Entwicklungsländern spielen

		Tout à fait d'accord		Plutôt d'accord		Plutôt pas d'accord		Pas du tout d'accord		NSP		Total 'D'accord'		Total 'Pas d'accord'	
		Totally agree		Tend to agree		Tend to disagree		Totally disagree		DK		Total 'Agree'		Total 'Disagree'	
		Stimme voll und ganz zu		Stimme eher zu		Stimme eher nicht zu		Stimme überhaupt nicht zu		WN		Gesamt 'Stimme zu'		Gesamt 'Stimme nicht zu'	
		EB 82.1	Diff. EB 79.4	EB 82.1	Diff. EB 79.4	EB 82.1	Diff. EB 79.4	EB 82.1	Diff. EB 79.4	EB 82.1	Diff. EB 79.4	EB 82.1	Diff. EB 79.4	EB 82.1	Diff. EB 79.4
%															
	EU 28	13	0	37	-2	27	-1	18	2	5	1	50	-2	45	1
	BE	11	-1	44	5	28	-5	15	0	2	1	55	4	43	-5
	BG	4	3	13	4	17	-9	55	0	11	2	17	7	72	-9
	CZ	5	-4	27	-14	35	3	30	16	3	-1	32	-18	65	19
	DK	21	3	33	-9	26	-1	16	4	4	3	54	-6	42	3
	DE	10	-2	33	0	35	1	17	-1	5	2	43	-2	52	0
	EE	4	1	15	1	25	-8	46	-3	10	9	19	2	71	-11
	IE	22	5	46	-2	21	2	7	-2	4	-3	68	3	28	0
	EL	16	7	34	-1	27	-11	22	6	1	-1	50	6	49	-5
	ES	21	0	40	-4	20	-1	15	7	4	-2	61	-4	35	6
	FR	13	0	41	-2	24	1	17	-1	5	2	54	-2	41	0
	HR	11	4	33	-1	30	-1	23	-2	3	0	44	3	53	-3
	IT	9	-2	40	-6	26	-4	17	10	8	2	49	-8	43	6
	CY	18	6	37	8	16	-9	26	-6	3	1	55	14	42	-15
	LV	4	-1	20	-7	30	-3	40	9	6	2	24	-8	70	6
	LT	6	-1	29	-4	26	-2	34	7	5	0	35	-5	60	5
	LU	15	-5	49	4	24	-1	8	0	4	2	64	-1	32	-1
	HU	11	7	19	-5	23	-7	43	4	4	1	30	2	66	-3
	MT	14	0	52	13	16	-11	9	-2	9	0	66	13	25	-13
	NL	21	4	34	-4	25	-1	16	-1	4	2	55	0	41	-2
	AT	16	6	33	-7	29	-3	18	2	4	2	49	-1	47	-1
	PL	6	2	28	-7	36	-2	21	3	9	4	34	-5	57	1
	PT	16	8	50	2	24	-2	7	-5	3	-3	66	10	31	-7
	RO	14	6	30	5	22	-6	25	-5	9	0	44	11	47	-11
	SI	13	3	24	-11	35	4	25	3	3	1	37	-8	60	7
	SK	5	0	33	2	32	-5	25	0	5	3	38	2	57	-5
	FI	14	0	35	0	35	-3	12	-1	4	4	49	0	47	-4
	SE	44	1	43	-4	9	1	2	0	2	2	87	-3	11	1
	UK	17	2	48	1	23	1	8	-5	4	1	65	3	31	-4

QB6.2. Dans quelle mesure êtes-vous d'accord ou pas d'accord avec chacune des propositions suivantes concernant la lutte contre la pauvreté dans les pays en développement ? (ROTATION)






























Lutter contre la pauvreté dans les pays en développement devrait être une des principales priorités de l'UE

QB6.2. To what extent do you agree or disagree with each of the following statements regarding tackling poverty in developing countries? (ROTATE)

Tackling poverty in developing countries should be one of the main priorities of the EU

QB6.2. Inwieweit stimmen Sie jeder der folgenden Aussagen zur Armutsbekämpfung in Entwicklungsländern zu oder nicht zu? (ROTIEREN)

Die Armutsbekämpfung in Entwicklungsländern sollte eines der Hauptziele der EU sein

		Tout à fait d'accord		Plutôt d'accord		Plutôt pas d'accord		Pas du tout d'accord		NSP		Total 'D'accord'		Total 'Pas d'accord'	
		Totally agree		Tend to agree		Tend to disagree		Totally disagree		DK		Total 'Agree'		Total 'Disagree'	
		Stimme voll und ganz zu		Stimme eher zu		Stimme eher nicht zu		Stimme überhaupt nicht zu		WN		Gesamt 'Stimme zu'		Gesamt 'Stimme nicht zu'	
		EB 82.1	Diff. EB 79.4	EB 82.1	Diff. EB 79.4	EB 82.1	Diff. EB 79.4	EB 82.1	Diff. EB 79.4	EB 82.1	Diff. EB 79.4	EB 82.1	Diff. EB 79.4	EB 82.1	Diff. EB 79.4
%															
	EU 28	22	1	42	-3	23	1	9	1	4	0	64	-2	32	2
	BE	14	-4	44	-4	29	3	12	5	1	0	58	-8	41	8
	BG	24	7	30	-8	20	-2	15	2	11	1	54	-1	35	0
	CZ	15	3	37	-8	28	-1	14	3	6	3	52	-5	42	2
	DK	21	0	44	-3	22	-3	10	4	3	2	65	-3	32	1
	DE	22	-3	42	-2	26	4	7	1	3	0	64	-5	33	5
	EE	10	-1	36	-2	28	-2	16	-1	10	6	46	-3	44	-3
	IE	22	-3	49	5	19	0	6	-2	4	0	71	2	25	-2
	EL	32	10	44	3	16	-12	7	0	1	-1	76	13	23	-12
	ES	34	5	41	-1	15	-3	7	1	3	-2	75	4	22	-2
	FR	16	-4	38	-5	30	4	12	3	4	2	54	-9	42	7
	HR	36	5	50	-1	10	-2	3	-1	1	-1	86	4	13	-3
	IT	17	1	43	-5	22	-3	11	4	7	3	60	-4	33	1
	CY	55	8	30	0	9	-2	4	-6	2	0	85	8	13	-8
	LV	17	0	35	-7	29	2	14	4	5	1	52	-7	43	6
	LT	12	-1	41	-3	28	3	14	4	5	-3	53	-4	42	7
	LU	22	-1	44	-5	25	1	4	0	5	5	66	-6	29	1
	HU	26	10	40	-2	19	-8	12	0	3	0	66	8	31	-8
	MT	30	3	53	2	8	-5	5	3	4	-3	83	5	13	-2
	NL	16	2	37	-2	32	2	13	-2	2	0	53	0	45	0
	AT	25	8	39	-9	20	-4	13	4	3	1	64	-1	33	0
	PL	18	3	47	-8	19	1	7	2	9	2	65	-5	26	3
	PT	23	2	56	1	14	-3	4	0	3	0	79	3	18	-3
	RO	34	-1	43	0	10	-2	7	3	6	0	77	-1	17	1
	SI	28	4	35	-4	24	1	10	-1	3	0	63	0	34	0
	SK	11	3	36	-7	30	-1	17	3	6	2	47	-4	47	2
	FI	20	1	47	-8	21	1	6	1	6	5	67	-7	27	2
	SE	37	1	48	-2	11	1	2	-1	2	1	85	-1	13	0
	UK	18	-3	44	-1	24	4	10	0	4	0	62	-4	34	4






























QB6.3. Dans quelle mesure êtes-vous d'accord ou pas d'accord avec chacune des propositions suivantes concernant la lutte contre la pauvreté dans les pays en développement ? (ROTATION)
Lutter contre la pauvreté dans les pays en développement devrait être une des principales priorités du Gouvernement (NATIONALITE)

QB6.3. To what extent do you agree or disagree with each of the following statements regarding tackling poverty in developing countries? (ROTATE)

Tackling poverty in developing countries should be one of the main priorities of the (NATIONALITY) Government

QB6.3. Inwieweit stimmen Sie jeder der folgenden Aussagen zur Armutsbekämpfung in Entwicklungsländern zu oder nicht zu? (ROTIEREN)

Die Armutsbekämpfung in Entwicklungsländern sollte eines der Hauptziele der (NATIONALEN) Regierung sein

		Tout à fait d'accord		Plutôt d'accord		Plutôt pas d'accord		Pas du tout d'accord		NSP		Total 'D'accord'		Total 'Pas d'accord'	
		Totally agree		Tend to agree		Tend to disagree		Totally disagree		DK		Total 'Agree'		Total 'Disagree'	
		Stimme voll und ganz zu		Stimme eher zu		Stimme eher nicht zu		Stimme überhaupt nicht zu		WN		Gesamt 'Stimme zu'		Gesamt 'Stimme nicht zu'	
		EB 82.1	Diff. EB 79.4	EB 82.1	Diff. EB 79.4	EB 82.1	Diff. EB 79.4	EB 82.1	Diff. EB 79.4	EB 82.1	Diff. EB 79.4	EB 82.1	Diff. EB 79.4	EB 82.1	Diff. EB 79.4
%															
	EU 28	13	0	32	-3	32	0	19	3	4	0	45	-3	51	3
	BE	8	-2	32	-7	40	5	18	3	2	1	40	-9	58	8
	BG	10	1	14	-3	22	-11	46	15	8	-2	24	-2	68	4
	CZ	4	-1	23	-5	36	-1	33	7	4	0	27	-6	69	6
	DK	10	0	33	-6	32	-3	21	6	4	3	43	-6	53	3
	DE	15	-1	32	-4	36	4	13	1	4	0	47	-5	49	5
	EE	6	0	13	-3	30	-5	45	4	6	4	19	-3	75	-1
	IE	14	-2	33	-3	34	6	16	0	3	-1	47	-5	50	6
	EL	18	7	26	-2	29	-4	26	0	1	-1	44	5	55	-4
	ES	22	0	35	3	24	-3	15	1	4	-1	57	3	39	-2
	FR	8	-3	28	-6	39	4	21	3	4	2	36	-9	60	7
	HR	16	-1	37	-2	27	2	18	1	2	0	53	-3	45	3
	IT	10	-2	35	-7	28	-4	22	12	5	1	45	-9	50	8
	CY	22	9	22	6	20	-9	34	-6	2	0	44	15	54	-15
	LV	9	-1	18	-9	29	1	40	9	4	0	27	-10	69	10
	LT	6	-2	21	-8	36	8	33	4	4	-2	27	-10	69	12
	LU	12	-1	37	-4	34	-2	13	4	4	3	49	-5	47	2
	HU	16	6	23	-7	25	-4	33	5	3	0	39	-1	58	1
	MT	10	-2	40	12	28	-9	17	3	5	-4	50	10	45	-6
	NL	10	0	29	3	38	-1	21	-3	2	1	39	3	59	-4
	AT	14	3	36	-1	28	-7	19	4	3	1	50	2	47	-3
	PL	8	-1	34	-6	30	-4	19	9	9	2	42	-7	49	5
	PT	7	-6	38	1	33	4	18	1	4	0	45	-5	51	5
	RO	21	-1	33	6	22	-5	18	3	6	-3	54	5	40	-2
	SI	18	6	22	-4	32	1	25	-4	3	1	40	2	57	-3
	SK	4	0	26	1	32	-7	33	4	5	2	30	1	65	-3
	FI	9	-4	36	-6	35	3	14	2	6	5	45	-10	49	5
	SE	15	-3	50	-1	25	2	8	1	2	1	65	-4	33	3
	UK	13	-1	36	0	31	2	17	-1	3	0	49	-1	48	1

QB6.4. Dans quelle mesure êtes-vous d'accord ou pas d'accord avec chacune des propositions suivantes concernant la lutte contre la pauvreté dans les pays en développement ? (ROTATION)




























Lutter contre la pauvreté dans les pays en développement a aussi une influence positive sur les citoyens de l'UE

QB6.4. To what extent do you agree or disagree with each of the following statements regarding tackling poverty in developing countries? (ROTATE)

Tackling poverty in developing countries has a positive influence on EU citizens as well

QB6.4. Inwieweit stimmen Sie jeder der folgenden Aussagen zur Armutsbekämpfung in Entwicklungsländern zu oder nicht zu? (ROTIEREN)

Die Bekämpfung von Armut in Entwicklungsländern hat auch einen positiven Einfluss auf die EU-Bürger

		Tout à fait d'accord		Plutôt d'accord		Plutôt pas d'accord		Pas du tout d'accord		NSP		Total 'D'accord'		Total 'Pas d'accord'	
		Totally agree		Tend to agree		Tend to disagree		Totally disagree		DK		Total 'Agree'		Total 'Disagree'	
		Stimme voll und ganz zu		Stimme eher zu		Stimme eher nicht zu		Stimme überhaupt nicht zu		WN		Gesamt 'Stimme zu'		Gesamt 'Stimme nicht zu'	
		EB 82.1	Diff. EB 79.4	EB 82.1	Diff. EB 79.4	EB 82.1	Diff. EB 79.4	EB 82.1	Diff. EB 79.4	EB 82.1	Diff. EB 79.4	EB 82.1	Diff. EB 79.4	EB 82.1	Diff. EB 79.4
%															
	EU 28	21	1	48	-1	16	-1	7	0	8	1	69	0	23	-1
	BE	18	-1	48	-2	23	0	6	0	5	3	66	-3	29	0
	BG	22	8	40	1	12	-4	12	2	14	-7	62	9	24	-2
	CZ	11	1	39	-4	28	-2	10	1	12	4	50	-3	38	-1
	DK	32	2	43	-9	12	0	5	2	8	5	75	-7	17	2
	DE	20	-1	51	4	17	-1	5	-3	7	1	71	3	22	-4
	EE	15	3	46	-3	14	-10	9	-1	16	11	61	0	23	-11
	IE	25	4	53	4	12	-5	3	-2	7	-1	78	8	15	-7
	EL	33	12	45	-5	14	-7	5	0	3	0	78	7	19	-7
	ES	35	2	46	1	9	-2	4	0	6	-1	81	3	13	-2
	FR	16	-3	47	-2	21	3	6	-1	10	3	63	-5	27	2
	HR	35	8	50	-6	9	-1	2	-1	4	0	85	2	11	-2
	IT	14	-1	47	-4	20	-1	10	4	9	2	61	-5	30	3
	CY	48	7	36	3	6	-8	6	2	4	-4	84	10	12	-6
	LV	15	3	47	-2	18	-5	8	-1	12	5	62	1	26	-6
	LT	15	-1	51	0	15	-1	9	2	10	0	66	-1	24	1
	LU	22	-1	48	-3	17	-3	6	3	7	4	70	-4	23	0
	HU	22	13	42	-10	16	-5	13	3	7	-1	64	3	29	-2
	MT	21	6	55	10	8	-9	4	1	12	-8	76	16	12	-8
	NL	25	3	42	-1	17	-5	8	-1	8	4	67	2	25	-6
	AT	21	6	47	-6	19	-2	7	1	6	1	68	0	26	-1
	PL	17	6	56	-5	10	-6	5	1	12	4	73	1	15	-5
	PT	23	6	60	4	9	-5	2	-2	6	-3	83	10	11	-7
	RO	26	4	46	5	12	-3	6	-1	10	-5	72	9	18	-4
	SI	25	9	37	-7	21	-2	9	-3	8	3	62	2	30	-5
	SK	10	3	43	-3	25	-4	12	2	10	2	53	0	37	-2
	FI	32	4	49	-6	11	-1	3	0	5	3	81	-2	14	-1
	SE	50	7	37	-7	6	-2	1	-2	6	4	87	0	7	-4
	UK	20	-2	49	1	17	1	6	-2	8	2	69	-1	23	-1




























QB6.5. Dans quelle mesure êtes-vous d'accord ou pas d'accord avec chacune des propositions suivantes concernant la lutte contre la pauvreté dans les pays en développement ? (ROTATION)
Lutter contre la pauvreté dans les pays en développement est également dans le propre intérêt de l'UE (par ex., en créant des possibilités d'échanges commerciaux ou en améliorant l'accès à l'énergie et aux matières premières)

QB6.5. To what extent do you agree or disagree with each of the following statements regarding tackling poverty in developing countries? (ROTATE)

Tackling poverty in developing countries is also in the EU's own interest (e.g. by creating trade opportunities or better access to energy and raw materials)

QB6.5. Inwieweit stimmen Sie jeder der folgenden Aussagen zur Armutsbekämpfung in Entwicklungsländern zu oder nicht zu? (ROTIEREN)

Die Armutsbekämpfung in Entwicklungsländern ist auch im eigenen Interesse der EU (z. B. durch die Schaffung von Handelsmöglichkeiten oder eines besseren Zugangs zu Energie und Rohstoffen)

		Tout à fait d'accord	Plutôt d'accord	Plutôt pas d'accord	Pas du tout d'accord	NSP	Total 'D'accord'	Total 'Pas d'accord'
		Totally agree	Tend to agree	Tend to disagree	Totally disagree	DK	Total 'Agree'	Total 'Disagree'
		Stimme voll und ganz zu	Stimme eher zu	Stimme eher nicht zu	Stimme überhaupt nicht zu	WN	Gesamt 'Stimme zu'	Gesamt 'Stimme nicht zu'
		EB 82.1	EB 82.1	EB 82.1	EB 82.1	EB 82.1	EB 82.1	EB 82.1
 EU 28  BE  BG  CZ  DK  DE  EE  IE  EL  ES  FR  HR  IT  CY  LV  LT  LU  HU  MT  NL  AT  PL  PT  RO  SI  SK  FI SE UK	%							
		27	51	11	5	6	78	16
		22	56	15	4	3	78	19
		29	40	8	8	15	69	16
		16	52	17	5	10	68	22
		42	43	9	2	4	85	11
		29	53	11	2	5	82	13
		19	51	10	6	14	70	16
		28	56	7	4	5	84	11
		35	47	11	4	3	82	15
		35	47	7	4	7	82	11
		21	53	12	6	8	74	18
		39	49	7	1	4	88	8
		19	49	16	9	7	68	25
		54	31	7	3	5	85	10
		24	54	9	5	8	78	14
		17	54	13	6	10	71	19
		26	52	11	3	8	78	14
		30	44	14	7	5	74	21
		27	54	5	4	10	81	9
		37	48	7	5	3	85	12
		25	50	15	6	4	75	21
		22	54	10	4	10	76	14
		26	61	8	1	4	87	9
		30	44	10	7	9	74	17
		31	42	15	5	7	73	20
		11	55	17	10	7	66	27
		32	50	10	2	6	82	12
		62	30	4	1	3	92	5
		26	54	10	5	5	80	15

QB6.6. Dans quelle mesure êtes-vous d'accord ou pas d'accord avec chacune des propositions suivantes concernant la lutte contre la pauvreté dans les pays en développement ? (ROTATION)






























Lutter contre la pauvreté dans les pays en développement est une obligation morale pour l'UE

QB6.6. To what extent do you agree or disagree with each of the following statements regarding tackling poverty in developing countries? (ROTATE)

Tackling poverty in developing countries is a moral obligation for the EU

QB6.6. Inwieweit stimmen Sie jeder der folgenden Aussagen zur Armutsbekämpfung in Entwicklungsländern zu oder nicht zu? (ROTIEREN)

Die Armutsbekämpfung in Entwicklungsländern ist eine moralische Pflicht für die EU

		Tout à fait d'accord	Plutôt d'accord	Plutôt pas d'accord	Pas du tout d'accord	NSP	Total 'D'accord'	Total 'Pas d'accord'
		Totally agree	Tend to agree	Tend to disagree	Totally disagree	DK	Total 'Agree'	Total 'Disagree'
		Stimme voll und ganz zu	Stimme eher zu	Stimme eher nicht zu	Stimme überhaupt nicht zu	WN	Gesamt 'Stimme zu'	Gesamt 'Stimme nicht zu'
%		EB 82.1	EB 82.1	EB 82.1	EB 82.1	EB 82.1	EB 82.1	EB 82.1
	EU 28	28	45	15	7	5	73	22
	BE	23	51	19	6	1	74	25
	BG	26	40	12	11	11	66	23
	CZ	16	44	22	11	7	60	33
	DK	35	39	15	8	3	74	23
	DE	34	45	14	4	3	79	18
	EE	13	44	19	12	12	57	31
	IE	27	48	13	6	6	75	19
	EL	35	45	12	6	2	80	18
	ES	40	43	10	4	3	83	14
	FR	22	47	18	9	4	69	27
	HR	42	47	7	2	2	89	9
	IT	21	46	16	11	6	67	27
	CY	63	28	5	2	2	91	7
	LV	20	48	17	9	6	68	26
	LT	16	51	17	8	8	67	25
	LU	31	45	14	4	6	76	18
	HU	29	44	15	9	3	73	24
	MT	30	50	7	5	8	80	12
	NL	37	40	13	8	2	77	21
	AT	34	45	12	6	3	79	18
	PL	20	51	14	5	10	71	19
	PT	28	56	11	2	3	84	13
	RO	32	41	13	7	7	73	20
	SI	31	38	17	8	6	69	25
	SK	12	51	20	11	6	63	31
	FI	26	47	16	5	6	73	21
	SE	58	32	5	3	2	90	8
	UK	23	47	18	7	5	70	25

QB6.7. Dans quelle mesure êtes-vous d'accord ou pas d'accord avec chacune des propositions suivantes concernant la lutte contre la pauvreté dans les pays en développement ? (ROTATION)






























L'aide aux pays en développement contribue à rendre le monde plus pacifique et juste

QB6.7. To what extent do you agree or disagree with each of the following statements regarding tackling poverty in developing countries? (ROTATE)

Aid for developing countries contributes to a more peaceful and equal world

QB6.7. Inwieweit stimmen Sie jeder der folgenden Aussagen zur Armutsbekämpfung in Entwicklungsländern zu oder nicht zu? (ROTIEREN)

Hilfe für Entwicklungsländer trägt zu einer friedlicheren und gerechteren Welt bei

		Tout à fait d'accord	Plutôt d'accord	Plutôt pas d'accord	Pas du tout d'accord	NSP	Total 'D'accord'	Total 'Pas d'accord'
		Totally agree	Tend to agree	Tend to disagree	Totally disagree	DK	Total 'Agree'	Total 'Disagree'
		Stimme voll und ganz zu	Stimme eher zu	Stimme eher nicht zu	Stimme überhaupt nicht zu	WN	Gesamt 'Stimme zu'	Gesamt 'Stimme nicht zu'
%		EB 82.1	EB 82.1	EB 82.1	EB 82.1	EB 82.1	EB 82.1	EB 82.1
	EU 28	29	45	14	7	5	74	21
	BE	23	48	19	7	3	71	26
	BG	29	42	11	8	10	71	19
	CZ	17	46	21	8	8	63	29
	DK	31	39	16	8	6	70	24
	DE	33	46	13	5	3	79	18
	EE	22	48	11	8	11	70	19
	IE	29	48	13	4	6	77	17
	EL	43	42	10	4	1	85	14
	ES	43	42	7	4	4	85	11
	FR	20	44	20	9	7	64	29
	HR	39	48	7	3	3	87	10
	IT	21	44	18	11	6	65	29
	CY	67	27	3	2	1	94	5
	LV	26	52	9	6	7	78	15
	LT	23	53	11	6	7	76	17
	LU	28	46	12	8	6	74	20
	HU	29	41	14	12	4	70	26
	MT	36	51	5	4	4	87	9
	NL	41	35	13	7	4	76	20
	AT	36	40	13	8	3	76	21
	PL	23	54	11	4	8	77	15
	PT	31	57	8	1	3	88	9
	RO	31	44	12	6	7	75	18
	SI	34	39	15	7	5	73	22
	SK	15	50	18	12	5	65	30
	FI	37	43	10	5	5	80	15
	SE	61	28	6	2	3	89	8
	UK	22	46	18	10	4	68	28

QB7. En ce qui concerne votre engagement personnel dans l'aide aux pays en développement, pourriez-vous m'indiquer quelles propositions, parmi les suivantes, s'appliquent à vous ? (PLUSIEURS REPONSES POSSIBLES)

QB7. Regarding your personal involvement in helping developing countries, please let me know which of the following apply to you. (MULTIPLE ANSWERS POSSIBLE)






























QB7. Bitte sagen Sie mir bezüglich Ihres persönlichen Engagements bei der Unterstützung von Entwicklungsländern, welche der folgenden Aussagen auf Sie zutreffen. (MEHRFACHNENNUNGEN MÖGLICH)

	<p>Vous êtes engagé(e) politiquement dans l'aide aux pays en développement, par ex. en tant que membre d'un parti politique ou d'une ONG ou en participant à des manifestations</p> <p>You are politically involved in helping developing countries, e.g. by being a member of a political party or an NGO or taking part in demonstrations</p> <p>Sie engagieren sich politisch für die Unterstützung von Entwicklungsländern, z. B. indem Sie Mitglied einer Partei oder Nichtregierungsorganisation sind oder an Demonstrationen teilnehmen</p>	<p>Vous êtes bénévole dans une organisation qui aide des pays en développement (ONG, associations, etc.)</p> <p>You are a volunteer in an organisation that helps developing countries (NGOs, charities, etc.)</p> <p>Sie sind ehrenamtlich in einer Organisation tätig, die Entwicklungsländern hilft (Nichtregierungsorganisationen, Wohlfahrtsverbände etc.)</p>	<p>Vous donnez de l'argent à une organisation qui aide des pays en développement (ONG, associations, etc.)</p> <p>You give money to an organisation (NGOs, charities, etc.) that helps developing countries</p> <p>Sie spenden Geld an eine Organisation (Nichtregierungsorganisationen, Wohlfahrtsverbände etc.), die Entwicklungsländern hilft</p>	<p>Vous ne vous impliquez pas dans l'aide aux pays en développement</p> <p>You are not involved in helping developing countries</p> <p>Sie engagieren sich nicht für die Unterstützung von Entwicklungsländern</p>	<p>NSP</p> <p>DK</p> <p>WN</p>	<p>Total 'Impliqué dans l'aide aux pays en développement'</p> <p>Total 'Involved in helping developing countries'</p> <p>Gesamt 'Involviert im Helfen von Entwicklungsländern'</p>
%	EB 82.1	EB 82.1	EB 82.1	EB 82.1	EB 82.1	EB 82.1
EU 28	3	6	29	64	1	34
BE	3	7	36	57	1	42
BG	0	1	3	93	3	5
CZ	1	2	20	77	0	22
DK	5	7	55	41	0	59
DE	5	7	38	51	4	45
EE	1	2	5	91	1	7
IE	2	6	54	42	0	58
EL	2	3	13	83	0	17
ES	4	6	24	70	0	30
FR	2	7	23	71	1	28
HR	3	3	16	78	0	22
IT	3	5	17	75	1	24
CY	2	7	31	64	0	36
LV	0	3	8	89	1	10
LT	2	2	14	83	0	16
LU	4	12	56	37	1	62
HU	1	5	15	79	0	21
MT	3	6	60	36	1	64
NL	8	10	65	30	0	69
AT	3	8	53	41	1	59
PL	1	3	14	80	1	18
PT	4	5	7	85	0	15
RO	1	2	4	94	0	6
SI	2	10	26	65	1	34
SK	1	3	19	76	2	22
FI	4	9	59	35	1	65
SE	13	7	65	31	1	69
UK	3	7	47	48	1	52

QB8. Parmi les éléments suivants, lesquels estimez-vous les plus importants pour mener une vie dans des conditions décentes ? (ROTATION – MAX. 5 REPONSES)

QB8. Which of the following elements do you consider to be the most important ones for leading a life in decent conditions? (ROTATE – MAX. 5 ANSWERS)






























QB8. Welche der folgenden Aspekte halten Sie für am wichtigsten, um ein Leben unter menschenwürdigen Bedingungen zu führen? (ROTIEREN - MAX. 5 NENNUNGEN)

		Avoir un endroit où vivre qui soit en bon état	Avoir un emploi	Manger au moins un repas chaud par jour	Vivre dans une démocratie	Vivre dans un pays doté d'un système judiciaire qui fonctionne	Vivre dans un pays où l'égalité des chances pour tous existe	Avoir accès à des soins médicaux lorsque vous en avez besoin	Vivre dans un pays où les droits de l'homme sont respectés
		Having a place to live that is well maintained	Having a job	Eating at least one hot meal a day	Living in a democracy	Living in a country with a functioning justice system	Living in a country where there are equal chances for all	Having access to medical care when you need it	Living in a country where human rights are respected
%		Gepflegten Wohnraum zu haben	Arbeit zu haben	Mindestens eine warme Mahlzeit am Tag zu essen	In einer Demokratie zu leben	In einem Land mit einem funktionierenden Rechtssystem zu leben	In einem Land zu leben, in dem alle die gleichen Chancen haben	Im Bedarfsfall Zugang zu medizinischer Versorgung zu haben	In einem Land zu leben, in dem die Menschenrechte geachtet werden
		EB 82.1	EB 82.1	EB 82.1	EB 82.1	EB 82.1	EB 82.1	EB 82.1	EB 82.1
	EU 28	30	60	43	30	31	31	65	52
	BE	32	53	43	31	23	35	70	49
	BG	34	75	23	19	36	41	65	44
	CZ	20	61	27	25	24	30	74	55
	DK	19	33	30	50	51	35	76	68
	DE	14	49	49	32	42	27	74	63
	EE	41	69	25	25	18	36	80	56
	IE	30	50	47	31	33	39	63	53
	EL	31	71	36	31	39	44	69	46
	ES	56	73	59	21	29	29	64	44
	FR	43	59	59	35	20	23	66	49
	HR	24	76	25	23	35	38	56	48
	IT	33	76	38	38	20	29	43	47
	CY	46	81	38	30	31	38	69	47
	LV	23	81	17	19	23	34	78	49
	LT	22	74	21	27	53	29	73	54
	LU	33	60	49	29	24	27	65	50
	HU	24	72	43	29	27	35	61	41
	MT	47	67	46	39	16	27	66	42
	NL	25	29	40	35	45	41	81	67
	AT	25	43	57	25	38	24	71	56
	PL	19	74	24	27	25	37	57	47
	PT	38	68	57	18	26	33	66	46
	RO	28	77	23	22	29	35	57	46
	SI	23	72	40	15	21	33	67	37
	SK	45	66	41	19	18	33	67	46
	FI	22	43	48	37	35	31	66	64
	SE	8	32	38	53	54	23	78	73
	UK	29	46	41	27	37	32	72	55

QB8. Parmi les éléments suivants, lesquels estimez-vous les plus importants pour mener une vie dans des conditions décentes ? (ROTATION – MAX. 5 REPONSES)

QB8. Which of the following elements do you consider to be the most important ones for leading a life in decent conditions? (ROTATE – MAX. 5 ANSWERS)

QB8. Welche der folgenden Aspekte halten Sie für am wichtigsten, um ein Leben unter menschenwürdigen Bedingungen zu führen? (ROTIEREN - MAX. 5 NENNUNGEN)

		Avoir accès à des activités culturelles et de loisir	Avoir accès à l'eau potable, à des sanitaires et à l'énergie	Vivre dans un pays où tous les citoyens bénéficient de la sécurité sociale	Avoir accès à des moyens de communication modernes, comme le téléphone ou Internet	Autre (SP.)	NSP
		Having access to leisure and cultural activities	Having access to drinking water, sanitation and energy	Living in a country where all citizens benefit from social security	Having access to means of modern communication, such as a telephone or the Internet	Other (SP.)	DK
		Zugang zu Freizeit- und Kulturangeboten zu haben	Zugang zu Trinkwasser, sanitären Anlagen und Energie zu haben	In einem Land zu leben, in dem alle Bürger von sozialer Absicherung profitieren	Zugang zu modernen Kommunikationsmitteln zu haben, wie z. B. Telefon oder Internet	Sonstige (SP.)	WN
%		EB 82.1	EB 82.1	EB 82.1	EB 82.1	EB 82.1	EB 82.1
	EU 28	5	62	23	8	1	0
	BE	6	68	29	6	0	0
	BG	10	46	37	14	0	0
	CZ	6	65	34	9	1	0
	DK	3	77	23	8	0	0
	DE	4	76	24	6	1	0
	EE	6	57	28	9	1	0
	IE	5	66	15	9	1	0
	EL	8	48	41	7	1	0
	ES	3	61	21	2	1	0
	FR	5	72	21	5	1	0
	HR	6	47	21	8	0	0
	IT	8	39	21	10	1	0
	CY	2	56	28	4	0	0
	LV	8	40	41	15	1	1
	LT	10	36	43	16	0	0
	LU	3	70	29	5	3	0
	HU	7	55	24	10	2	0
	MT	5	61	17	12	1	0
	NL	2	82	19	8	1	0
	AT	4	77	25	7	4	1
	PL	6	41	24	14	1	2
	PT	6	57	31	5	0	0
	RO	6	41	27	15	1	0
	SI	2	59	37	5	2	0
	SK	4	58	25	8	0	0
	FI	4	72	23	6	1	0
	SE	3	83	38	4	0	0
	UK	6	74	12	7	0	1

QB9.1. Pour chacune des propositions suivantes, pouvez-vous me dire si elles contribuent de manière efficace ou non à réduire la pauvreté dans les pays en développement ? (ROTATION)






























Faire des dons à des organisations qui aident des pays en développement

QB9.1. For each of the following, could you tell me how effective or not you think they are in helping to reduce poverty in developing countries? (ROTATE)

Donating to organisations that help developing countries

QB9.1. Bitte sagen Sie mir für jede der folgenden Maßnahmen, wie wirksam oder nicht diese Ihrer Meinung nach ist, um die Armut in Entwicklungsländern zu verringern. (ROTIEREN)

Spenden an Organisationen, die Entwicklungsländern helfen

		Très efficace	Assez efficace	Pas vraiment efficace	Pas du tout efficace	NSP	Total 'Efficace'	Total 'Pas efficace'
		Very effective	Fairly effective	Not very effective	Not at all effective	DK	Total 'Effective'	Total 'Not effective'
		Sehr wirksam	Ziemlich wirksam	Nicht sehr wirksam	Überhaupt nicht wirksam	WN	Gesamt 'Wirksam'	Gesamt 'Nicht wirksam'
%		EB 82.1	EB 82.1	EB 82.1	EB 82.1	EB 82.1	EB 82.1	EB 82.1
	EU 28	14	49	23	7	7	63	30
	BE	12	47	29	8	4	59	37
	BG	21	39	18	9	13	60	27
	CZ	17	53	18	5	7	70	23
	DK	15	54	23	3	5	69	26
	DE	14	50	26	5	5	64	31
	EE	11	43	24	5	17	54	29
	IE	21	50	18	4	7	71	22
	EL	36	43	14	6	1	79	20
	ES	14	42	28	11	5	56	39
	FR	8	48	25	11	8	56	36
	HR	16	56	18	6	4	72	24
	IT	11	50	22	9	8	61	31
	CY	39	42	15	3	1	81	18
	LV	9	45	31	6	9	54	37
	LT	10	46	28	6	10	56	34
	LU	12	55	20	6	7	67	26
	HU	9	41	29	9	12	50	38
	MT	23	53	15	6	3	76	21
	NL	13	55	21	7	4	68	28
	AT	19	48	23	5	5	67	28
	PL	13	48	21	6	12	61	27
	PT	15	51	22	4	8	66	26
	RO	20	42	18	8	12	62	26
	SI	12	38	34	10	6	50	44
	SK	13	49	24	7	7	62	31
	FI	10	49	31	5	5	59	36
	SE	17	58	19	3	3	75	22
	UK	14	54	23	4	5	68	27

QB9.2. Pour chacune des propositions suivantes, pouvez-vous me dire si elles contribuent de manière efficace ou non à réduire la pauvreté dans les pays en développement ? (ROTATION)






























Travailler bénévolement dans des organisations qui aident des pays en développement

QB9.2. For each of the following, could you tell me how effective or not you think they are in helping to reduce poverty in developing countries? (ROTATE)

Volunteering in organisations that help developing countries

QB9.2. Bitte sagen Sie mir für jede der folgenden Maßnahmen, wie wirksam oder nicht diese Ihrer Meinung nach ist, um die Armut in Entwicklungsländern zu verringern. (ROTIEREN)

Ehrenamtliche Tätigkeiten in Organisationen, die Entwicklungsländern helfen

		Très efficace	Assez efficace	Pas vraiment efficace	Pas du tout efficace	NSP	Total 'Efficace'	Total 'Pas efficace'
		Very effective	Fairly effective	Not very effective	Not at all effective	DK	Total 'Effective'	Total 'Not effective'
		Sehr wirksam	Ziemlich wirksam	Nicht sehr wirksam	Überhaupt nicht wirksam	WN	Gesamt 'Wirksam'	Gesamt 'Nicht wirksam'
%		EB 82.1	EB 82.1	EB 82.1	EB 82.1	EB 82.1	EB 82.1	EB 82.1
	EU 28	21	54	15	4	6	75	19
	BE	19	52	20	6	3	71	26
	BG	25	39	14	7	15	64	21
	CZ	25	51	14	3	7	76	17
	DK	32	51	11	2	4	83	13
	DE	23	54	16	3	4	77	19
	EE	13	54	14	4	15	67	18
	IE	33	50	10	2	5	83	12
	EL	34	44	15	6	1	78	21
	ES	29	48	14	5	4	77	19
	FR	14	59	12	6	9	73	18
	HR	24	56	14	3	3	80	17
	IT	17	56	15	7	5	73	22
	CY	40	46	11	2	1	86	13
	LV	12	51	23	5	9	63	28
	LT	17	53	16	4	10	70	20
	LU	22	57	12	3	6	79	15
	HU	15	43	24	8	10	58	32
	MT	30	51	12	3	4	81	15
	NL	27	54	13	3	3	81	16
	AT	29	45	17	4	5	74	21
	PL	15	54	15	5	11	69	20
	PT	18	58	15	2	7	76	17
	RO	23	45	15	6	11	68	21
	SI	24	42	23	5	6	66	28
	SK	18	53	19	5	5	71	24
	FI	16	55	21	2	6	71	23
	SE	27	48	18	2	5	75	20
	UK	20	59	13	3	5	79	16

QB9.3. Pour chacune des propositions suivantes, pouvez-vous me dire si elles contribuent de manière efficace ou non à réduire la pauvreté dans les pays en développement ? (ROTATION)






























L'aide au développement officielle des gouvernements d'autres pays

QB9.3. For each of the following, could you tell me how effective or not you think they are in helping to reduce poverty in developing countries? (ROTATE)

Official development aid from governments of other countries

QB9.3. Bitte sagen Sie mir für jede der folgenden Maßnahmen, wie wirksam oder nicht diese Ihrer Meinung nach ist, um die Armut in Entwicklungsländern zu verringern. (ROTIEREN)

Offizielle Entwicklungshilfe von Regierungen anderer Länder

		Très efficace	Assez efficace	Pas vraiment efficace	Pas du tout efficace	NSP	Total 'Efficace'	Total 'Pas efficace'
		Very effective	Fairly effective	Not very effective	Not at all effective	DK	Total 'Effective'	Total 'Not effective'
		Sehr wirksam	Ziemlich wirksam	Nicht sehr wirksam	Überhaupt nicht wirksam	WN	Gesamt 'Wirksam'	Gesamt 'Nicht wirksam'
%		EB 82.1	EB 82.1	EB 82.1	EB 82.1	EB 82.1	EB 82.1	EB 82.1
	EU 28	18	48	19	6	9	66	25
	BE	13	49	25	7	6	62	32
	BG	30	39	12	6	13	69	18
	CZ	21	51	15	5	8	72	20
	DK	14	49	24	4	9	63	28
	DE	19	48	21	4	8	67	25
	EE	12	49	17	4	18	61	21
	IE	24	51	14	3	8	75	17
	EL	49	36	10	4	1	85	14
	ES	25	41	19	9	6	66	28
	FR	8	43	26	9	14	51	35
	HR	20	57	14	4	5	77	18
	IT	18	55	14	6	7	73	20
	CY	52	37	8	2	1	89	10
	LV	14	50	23	4	9	64	27
	LT	15	51	19	4	11	66	23
	LU	17	51	17	5	10	68	22
	HU	10	40	26	10	14	50	36
	MT	39	48	8	1	4	87	9
	NL	19	48	20	7	6	67	27
	AT	24	46	18	5	7	70	23
	PL	17	48	18	4	13	65	22
	PT	20	48	17	6	9	68	23
	RO	27	44	13	4	12	71	17
	SI	13	33	36	6	12	46	42
	SK	16	50	23	5	6	66	28
	FI	15	49	23	3	10	64	26
	SE	28	51	11	3	7	79	14
	UK	12	52	23	5	8	64	28

QB10. Dans quelle mesure savez-vous où va l'aide au développement (NATIONALITE) ?






























Diriez-vous que vous en savez ... ?

QB10. How much do you feel you know about where (NATIONALITY) development aid goes?

Would you say that you know...?

QB10. Wie viel wissen Sie Ihrer Meinung nach darüber, wohin die (NATIONALE) Entwicklungshilfe geht?






























Würden Sie sagen, Sie wissen darüber ...?

	%	Beaucoup		Un peu		Rien du tout		NSP	
		A lot		A little		Nothing at all		DK	
		Sehr viel		Ein wenig		Überhaupt nichts		WN	
		EB 82.1	Diff. EB 77.4	EB 82.1	Diff. EB 77.4	EB 82.1	Diff. EB 77.4	EB 82.1	Diff. EB 77.4
 EU 28		4	0	49	-1	46	2	1	-1
 BE		3	-1	43	-10	53	10	1	1
 BG		0	-1	18	-10	77	14	5	-3
 CZ		2	0	41	3	56	-3	1	0
 DK		9	2	73	0	17	-3	1	1
 DE		6	0	66	-2	26	2	2	0
 EE		2	0	42	4	54	-6	2	2
 IE		6	4	52	2	42	-1	0	-5
 FI		4	1	29	-7	67	7	0	-1
 ES		3	0	34	-2	63	4	0	-2
 FR		1	-1	32	2	66	-1	1	0
 HR		2		36		62		0	
 IT		8	4	47	-3	45	1	0	-2
 CY		2	-1	35	1	60	-1	3	1
 LV		1	0	33	-1	66	3	0	-2
 LT		1	-1	45	9	54	-7	0	-1
 LU		7	0	52	7	39	-4	2	-3
 HU		2	0	35	6	63	-5	0	-1
 MT		4	2	46	12	49	-3	1	-11
 NL		6	2	75	-2	19	1	0	-1
 AT		4	1	43	-4	52	5	1	-2
 PL		5	1	56	-2	38	3	1	-2
 PT		2	0	38	5	59	-2	1	-3
 RO		2	-1	42	0	55	12	1	-11
 SI		4	1	52	-3	43	2	1	0
 SK		2	1	45	2	52	-4	1	1
 FI		5	0	70	-4	24	3	1	1
 SE		6	1	71	1	23	-1	0	-1
 UK		4	0	59	5	37	-4	0	-1

QB11. Dans quelle mesure savez-vous où va l'aide au développement de l'UE ?
Diriez-vous que vous en savez ... ?

QB11. How much do you feel you know about where EU development aid goes?
Would you say that you know...?
































QB11. Wie viel wissen Sie Ihrer Meinung nach darüber, wohin die Entwicklungshilfe der EU geht?
Würden Sie sagen, Sie wissen darüber ...?

	%	Beaucoup		Un peu		Rien du tout		NSP	
		A lot		A little		Nothing at all		DK	
		Sehr viel		Ein wenig		Überhaupt nichts		WN	
		EB 82.1	Diff. EB 77.4	EB 82.1	Diff. EB 77.4	EB 82.1	Diff. EB 77.4	EB 82.1	Diff. EB 77.4
 EU 28		3	<i>0</i>	41	<i>-1</i>	55	<i>2</i>	1	<i>-1</i>
 BE		2	<i>-1</i>	35	<i>-9</i>	62	<i>10</i>	1	<i>0</i>
 BG		0	<i>-3</i>	21	<i>-14</i>	73	<i>18</i>	6	<i>-1</i>
 CZ		2	<i>0</i>	35	<i>-1</i>	62	<i>1</i>	1	<i>0</i>
 DK		3	<i>2</i>	57	<i>2</i>	39	<i>-5</i>	1	<i>1</i>
 DE		4	<i>0</i>	55	<i>-1</i>	39	<i>1</i>	2	<i>0</i>
 EE		2	<i>0</i>	40	<i>-1</i>	56	<i>-1</i>	2	<i>2</i>
 IE		4	<i>3</i>	40	<i>1</i>	56	<i>1</i>	0	<i>-5</i>
 FI		3	<i>-1</i>	26	<i>-7</i>	71	<i>9</i>	0	<i>-1</i>
 ES		2	<i>0</i>	30	<i>-2</i>	67	<i>3</i>	1	<i>-1</i>
 FR		1	<i>-1</i>	24	<i>-2</i>	75	<i>4</i>	0	<i>-1</i>
 HR		2		37		60		1	
 IT		4	<i>-2</i>	44	<i>-3</i>	52	<i>7</i>	0	<i>-2</i>
 CY		1	<i>-1</i>	32	<i>1</i>	64	<i>0</i>	3	<i>0</i>
 LV		1	<i>-1</i>	37	<i>-6</i>	62	<i>8</i>	0	<i>-1</i>
 LT		1	<i>-1</i>	45	<i>0</i>	54	<i>2</i>	0	<i>-1</i>
 LU		3	<i>0</i>	47	<i>7</i>	47	<i>-5</i>	3	<i>-2</i>
 HU		2	<i>0</i>	36	<i>8</i>	62	<i>-7</i>	0	<i>-1</i>
 MT		2	<i>1</i>	39	<i>4</i>	57	<i>4</i>	2	<i>-9</i>
 NL		2	<i>1</i>	50	<i>1</i>	48	<i>0</i>	0	<i>-2</i>
 AT		1	<i>-2</i>	35	<i>1</i>	63	<i>5</i>	1	<i>-4</i>
 PL		4	<i>-1</i>	56	<i>0</i>	39	<i>3</i>	1	<i>-2</i>
 PT		2	<i>-1</i>	36	<i>5</i>	61	<i>-1</i>	1	<i>-3</i>
 RO		3	<i>-1</i>	37	<i>-2</i>	59	<i>14</i>	1	<i>-11</i>
 SI		3	<i>0</i>	47	<i>-6</i>	48	<i>6</i>	2	<i>0</i>
 SK		2	<i>0</i>	42	<i>3</i>	54	<i>-4</i>	2	<i>1</i>
 FI		2	<i>-1</i>	51	<i>-8</i>	46	<i>8</i>	1	<i>1</i>
 SE		1	<i>0</i>	54	<i>3</i>	45	<i>-2</i>	0	<i>-1</i>
 UK		2	<i>0</i>	41	<i>4</i>	56	<i>-4</i>	1	<i>0</i>

QB12. Quelles sont vos sources d'information sur les questions liées au développement ?
(PLUSIEURS REPONSES POSSIBLES)

QB12. From which sources do you get information related to development issues?
(MULTIPLE ANSWERS POSSIBLE)
































QB12. Aus welchen Quellen beziehen Sie Informationen zu Themen der Entwicklungshilfe?
(MEHRFACHNENNUNGEN MÖGLICH)

		TELEVISION Les journaux télévisés	TELEVISION Les documentaires à la télévision	La radio	PRESSE La presse quotidienne d'information	PRESSE Les magazines d'information	PRESSE La presse spécialisée sur le développement
		TELEVISION TV news	TELEVISION TV documentaries	Radio	PRESS Newspapers	PRESS News magazines	PRESS Specialised press on development issues
%		FERNSEHEN Nachrichtensen- dungen im Fernsehen	FERNSEHEN Dokumentationen im Fernsehen	Radio	PRESSE Zeitungen	PRESSE Nachrichten- magazine	PRESSE Fachpresse zu entwicklungs- politischen Themen
		EB 82.1	EB 82.1	EB 82.1	EB 82.1	EB 82.1	EB 82.1
	EU 28	77	31	22	44	11	4
	BE	83	34	28	48	12	5
	BG	82	10	13	28	2	0
	CZ	72	22	18	40	10	2
	DK	79	45	30	53	7	5
	D-W	77	49	27	64	17	4
	DE	78	49	29	61	17	4
	D-E	82	49	36	52	14	4
	EE	76	22	37	48	8	2
	IE	74	30	29	47	4	3
	EL	72	12	11	23	2	1
	ES	78	14	18	35	1	3
	FR	66	45	31	33	18	5
	HR	82	22	18	48	6	2
	IT	79	23	9	40	19	6
	CY	73	16	12	32	3	1
	LV	78	14	31	32	5	1
	LT	79	10	26	34	8	2
	LU	66	43	25	54	11	7
	HU	75	8	16	33	3	1
	MT	78	20	19	29	7	2
	NL	83	52	32	69	11	11
	AT	71	40	32	64	15	6
	PL	78	20	20	26	6	1
	PT	86	24	12	40	8	2
	RO	83	19	18	30	6	2
	SI	75	14	26	51	6	2
	SK	78	21	26	46	10	2
	FI	85	39	18	71	12	5
	SE	82	56	44	75	18	9
	UK	80	28	18	49	5	3

QB12. Quelles sont vos sources d'information sur les questions liées au développement ?
(PLUSIEURS REPONSES POSSIBLES)

QB12. From which sources do you get information related to development issues?
(MULTIPLE ANSWERS POSSIBLE)
































QB12. Aus welchen Quellen beziehen Sie Informationen zu Themen der Entwicklungshilfe?
(MEHRFACHNENNUNGEN MÖGLICH)

		INTERNET Les sites web d'information	INTERNET Les sites web spécialisés sur le développement	INTERNET Les blogs	INTERNET Les réseaux sociaux en ligne	Les publicités ou les campagnes d'information dans les médias	Autre (SP.)
		THE INTERNET News websites	THE INTERNET Specialised websites on development issues	THE INTERNET Blogs	THE INTERNET Online social networks	Adverts or media campaigns	Other (SP.)
%		DAS INTERNET Nachrichten- Webseiten	DAS INTERNET Auf entwicklungs- politische Themen spezialisierte Webseiten	DAS INTERNET Blogs	DAS INTERNET Soziale Netzwerke im Internet	Werbe- oder Medien- kampagnen	Sonstige (SP.)
		EB 82.1	EB 82.1	EB 82.1	EB 82.1	EB 82.1	EB 82.1
	EU 28	34	6	4	12	9	2
	BE	35	6	2	11	10	2
	BG	20	3	4	12	5	0
	CZ	41	3	4	8	9	1
	DK	51	11	2	26	20	2
	D-W	22	5	2	11	9	4
	DE	22	6	2	10	9	4
	D-E	19	7	3	9	8	2
	EE	50	5	3	17	10	2
	IE	32	8	3	15	22	3
	EL	30	10	15	18	4	1
	ES	28	7	3	14	10	3
	FR	39	7	3	14	14	2
	HR	42	5	3	10	3	2
	IT	29	5	3	4	7	3
	CY	30	8	10	13	4	4
	LV	55	5	3	15	5	1
	LT	43	4	12	15	4	0
	LU	42	12	6	17	15	5
	HU	36	3	6	11	3	1
	MT	44	8	6	17	5	1
	NL	51	9	7	22	21	5
	AT	23	6	5	17	8	4
	PL	41	4	2	7	4	1
	PT	25	7	3	15	4	1
	RO	29	5	5	11	5	2
	SI	52	5	7	11	4	3
	SK	38	9	8	14	5	1
	FI	50	8	6	25	21	3
	SE	56	11	8	37	24	4
	UK	43	7	3	15	10	2

QB12. Quelles sont vos sources d'information sur les questions liées au développement ?
(PLUSIEURS REPONSES POSSIBLES)

QB12. From which sources do you get information related to development issues?
(MULTIPLE ANSWERS POSSIBLE)

QB12. Aus welchen Quellen beziehen Sie Informationen zu Themen der Entwicklungshilfe?
(MEHRFACHNENNUNGEN MÖGLICH)

		Pas intéressé(e) par les questions de développement/ Ne cherche pas ce type d'information (SP.)	NSP	Total 'Television'	Total 'Presse'	Total 'Internet'	Total 'Sources d'information'
		Not interested in development issues/ Don't look for such information (SP.)	DK	Total 'Television'	Total 'Press'	Total 'The Internet'	Total 'Media sources'
		Kein Interesse an Entwicklungspolitik/ Nicht auf der Suche nach solchen Informationen (SP.)	WN	Gesamt 'Fernsehen'	Gesamt 'Presse'	Gesamt 'Das Internet'	Gesamt 'Medienquellen'
%		EB 82.1	EB 82.1	EB 82.1	EB 82.1	EB 82.1	EB 82.1
	EU 28	7	0	83	50	42	93
	BE	5	0	87	54	42	95
	BG	14	1	83	29	29	85
	CZ	15	0	76	46	45	85
	DK	5	0	87	56	63	95
	D-W	5	0	85	69	30	94
	DE	6	0	86	67	30	94
	D-E	6	0	87	57	29	94
	EE	8	0	80	50	56	92
	IE	3	0	81	50	42	97
	EL	9	0	74	24	45	91
	ES	6	0	81	38	37	94
	FR	6	0	81	48	49	94
	HR	4	0	85	51	47	96
	IT	9	0	83	49	33	90
	CY	11	0	75	34	44	89
	LV	6	1	79	35	60	93
	LT	10	0	80	40	50	90
	LU	6	1	77	62	54	93
	HU	13	0	76	36	42	87
	MT	5	1	82	33	52	95
	NL	2	0	89	73	61	98
	AT	10	0	79	73	36	90
	PL	10	1	80	31	44	88
	PT	6	1	88	42	33	94
	RO	8	0	85	34	37	92
	SI	7	0	79	54	57	93
	SK	10	1	80	50	48	90
	FI	3	0	90	75	60	97
	SE	2	0	88	80	70	98
	UK	2	1	83	50	51	97